



**Z400-E**

**モーターサイクル  
パーツカタログ**

モデルアプリケーション

---

**Z400-E1**

---

**Z400-E2**

---

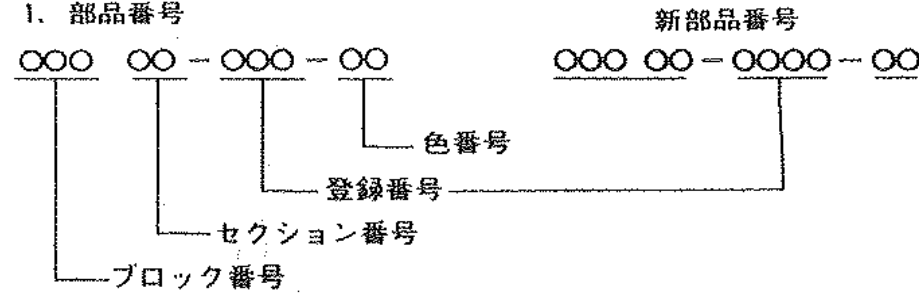
**Z400-E3**

---

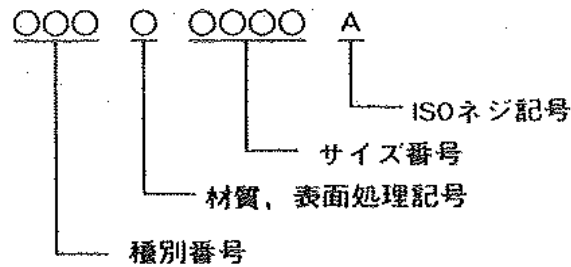
## まえがき

1. この部品表はカワサキオートバイ “Z400-E” 用として供給される交換用部品及びユニットのリストです。
2. 部品番号について

### 1. 部品番号



### 2. 標準部品番号



### 3. 略記号について

d : 直径      W : 巾      L : 長さ      O.D : 外径  
T : 歯数      t : 厚さ      I.D : 内径

### 4. 部品注文にあたって

1. 部品を注文される際は必ず部品番号、部品名、及び数量を明記して下さい。
2. 塗装部品の中で色番号のある部品は、必ず部品番号の末尾に色番号を明記して御注文下さい。

昭和55年9月5日

川崎重工業株式会社CP事業本部  
株式会社 カワサキモータース ジャパン



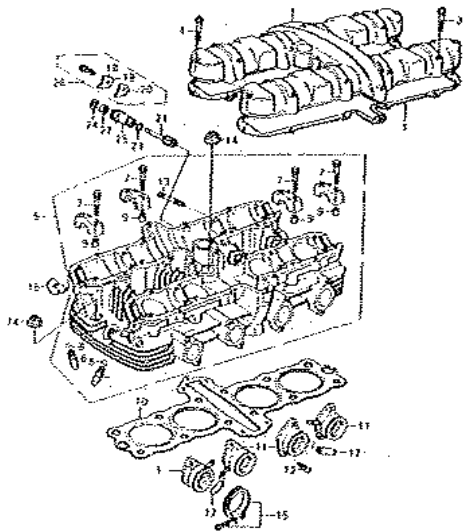




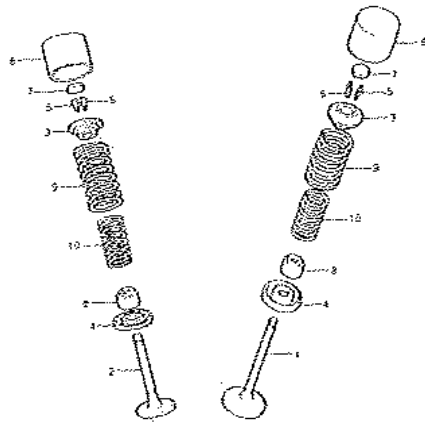


# Z400-E

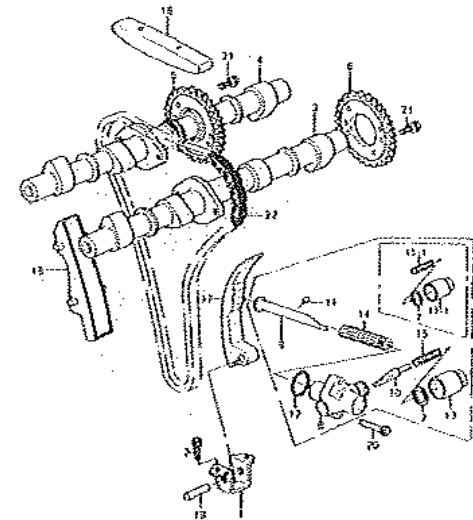
1. シリンダーヘッドカバー  
シリンダーヘッド..... 1



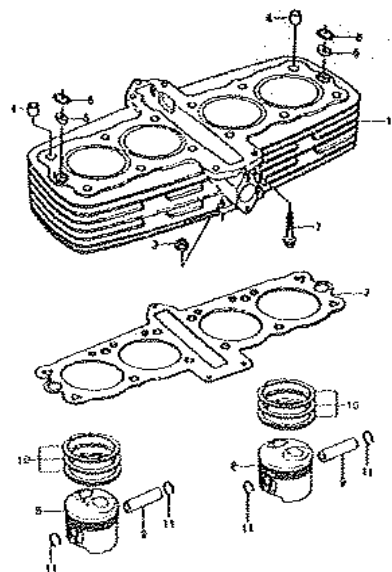
2. バルブ..... 2



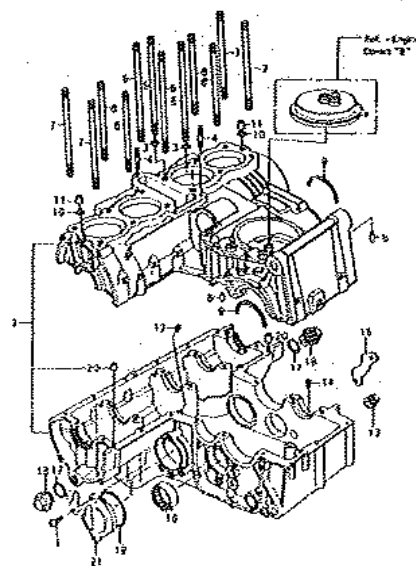
3. カムシャフト、カムチェーン、  
テンショナー..... 3



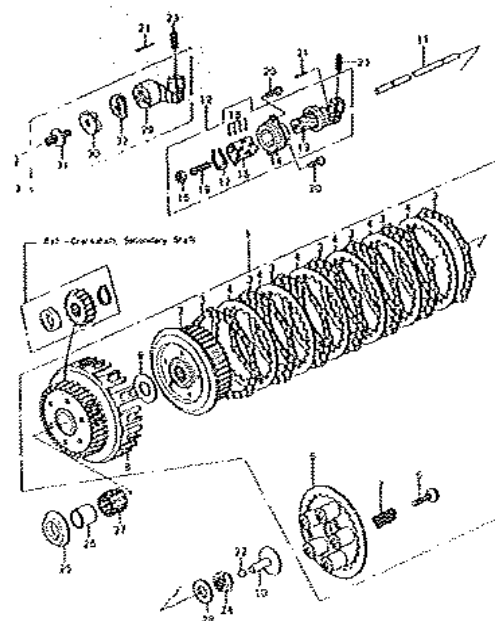
4. シリンダー、ピストン.....4



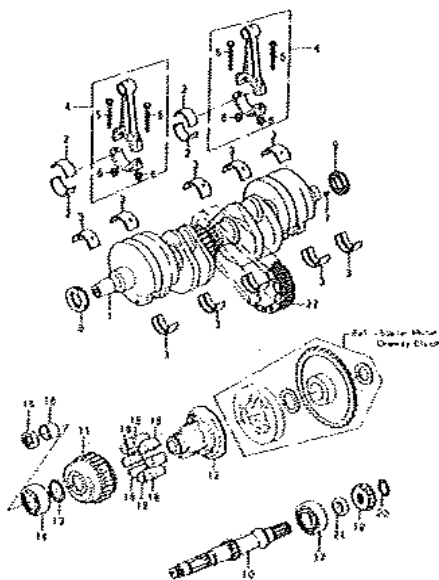
6. クランクケース.....6



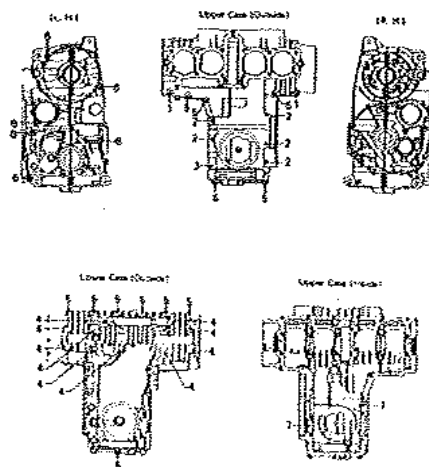
8. クラッチ.....8



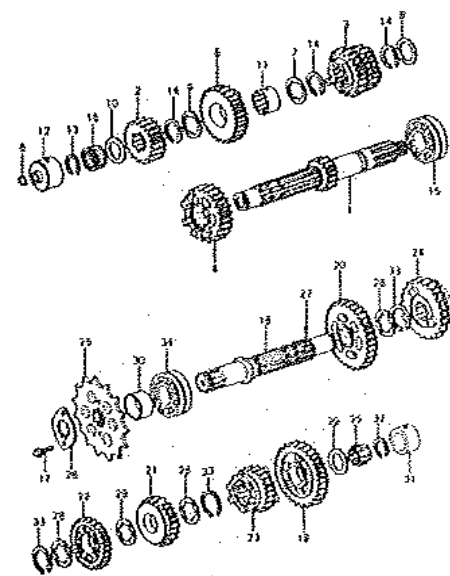
5. クランクシャフト、  
セコンダリーシャフト.....5



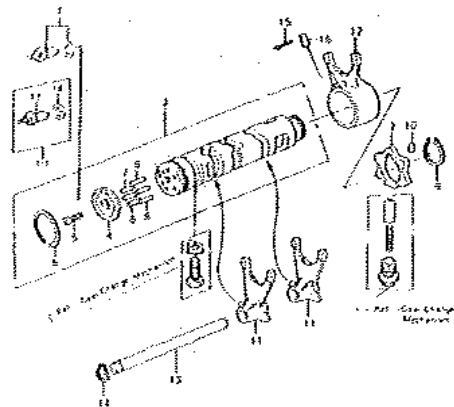
7. クランクケースボルト、ドゥエルピン  
.....7



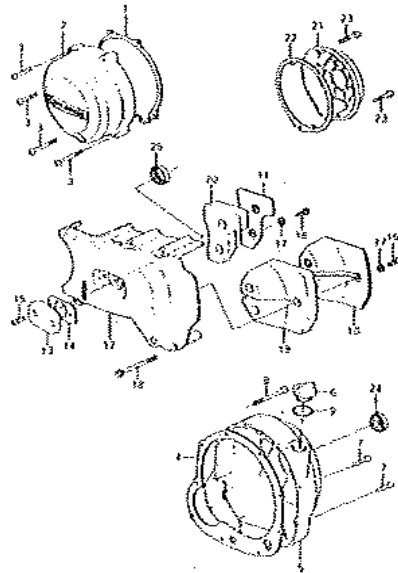
9. トランスミッションギヤ.....9



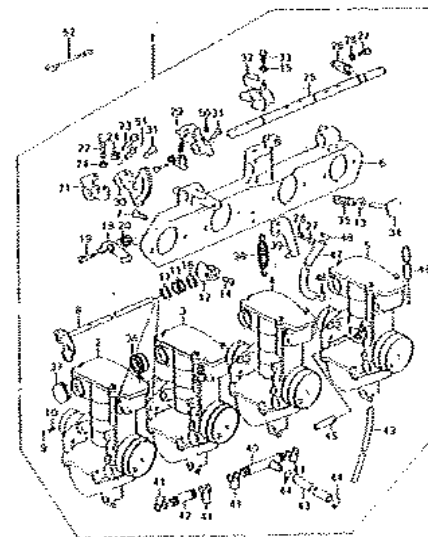
10. ギャーシフトドラム, シフトフォーク  
.....10



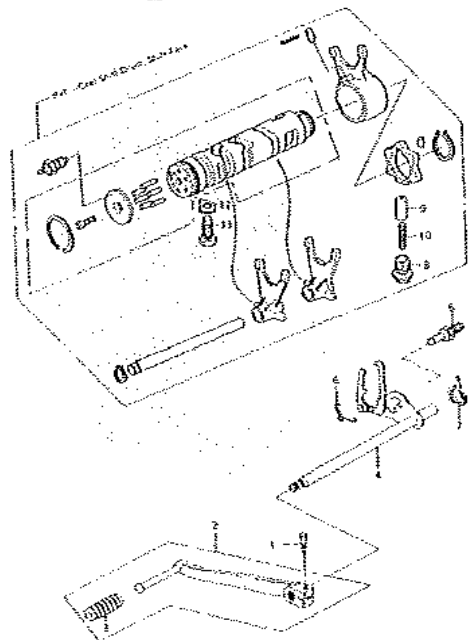
12. エンジンカバー“A”.....12



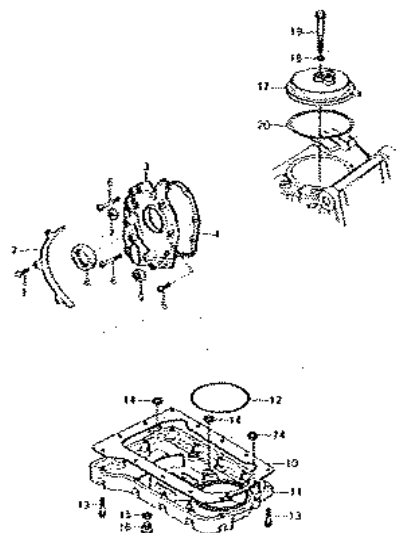
14. キャブレター“A”.....14



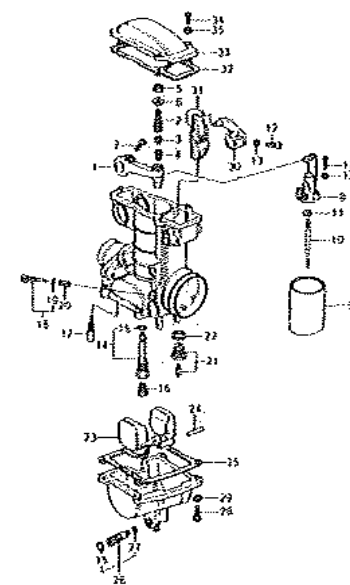
11. ギャーチェンジメカニズム.....11



13. エンジンカバー“B”.....13

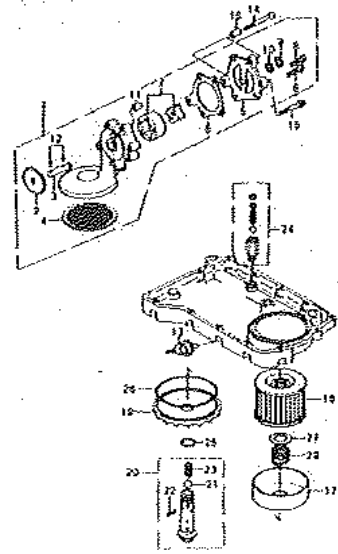


15. キャブレター“B”.....16

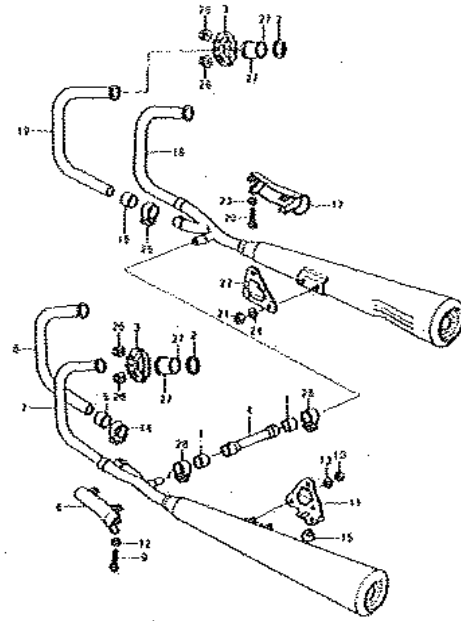




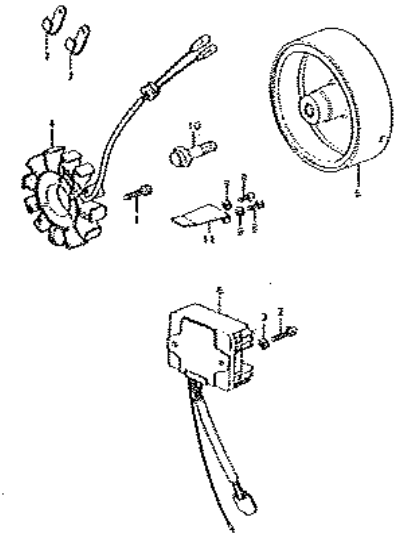
16. オイルポンプ、オイルフィルター.....17



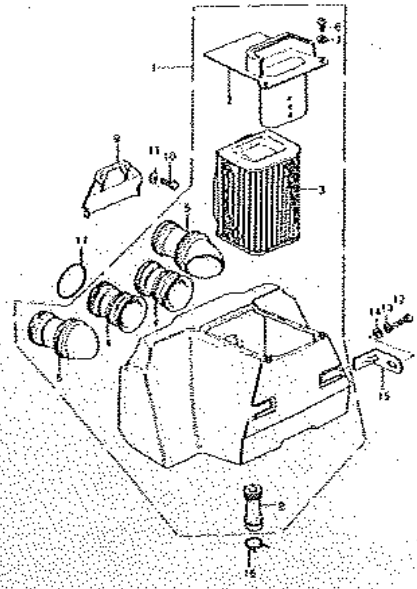
18. マフラー.....19



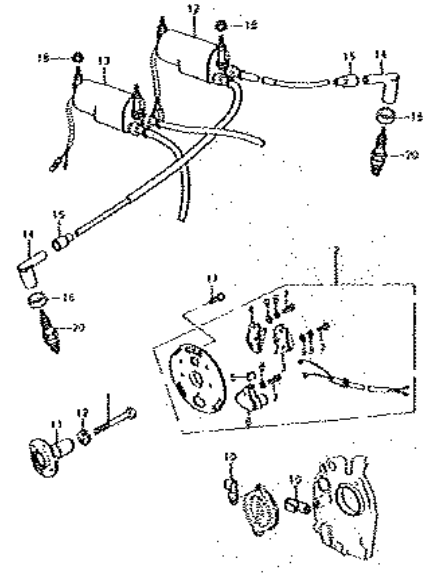
20. セネレーター、レギュレーター.....21



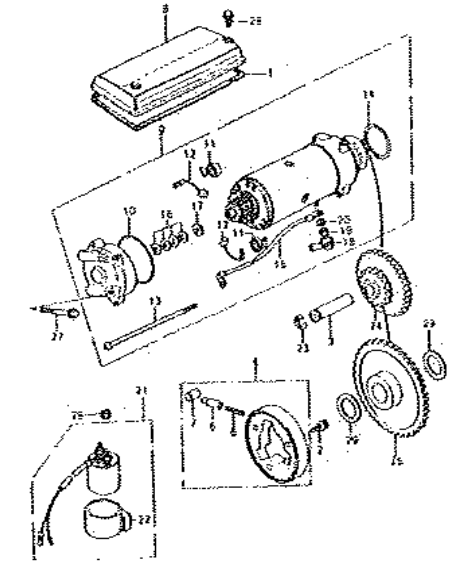
17. エアークリーナー.....18



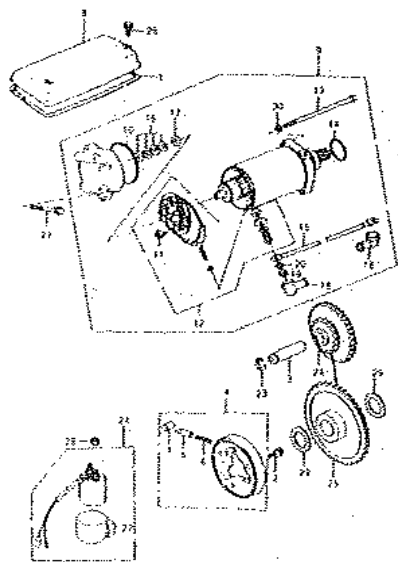
19. イグニッションコイル、コンタクトブ  
ーカー、アドバンザー.....20



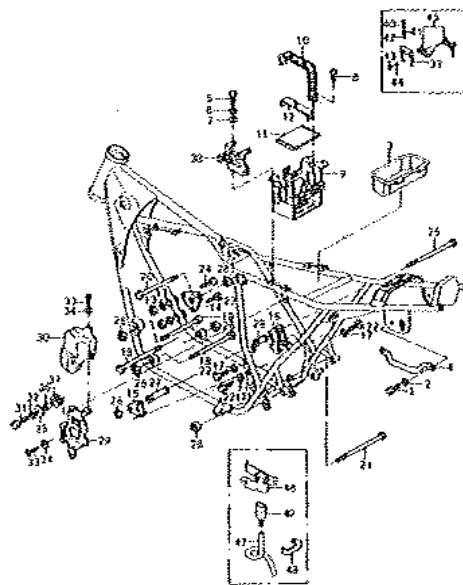
21-1. スターターモーター、マグネティック  
スイッチ、ワンウェイクラッチ  
(Z400-E1/E2) .....22



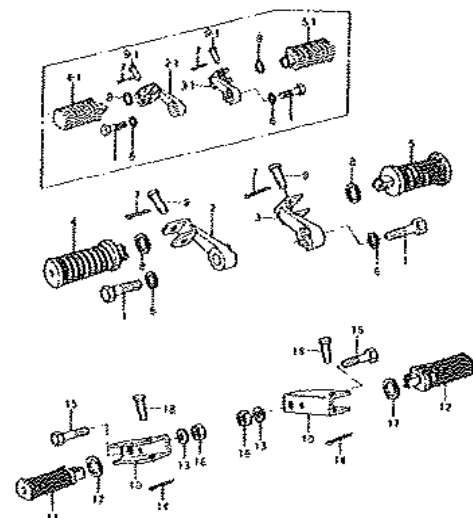
21-2. スターターモーター、マグネティック  
スイッチ・ワンウェイクラッチ  
(Z400-E3~) ..... 23



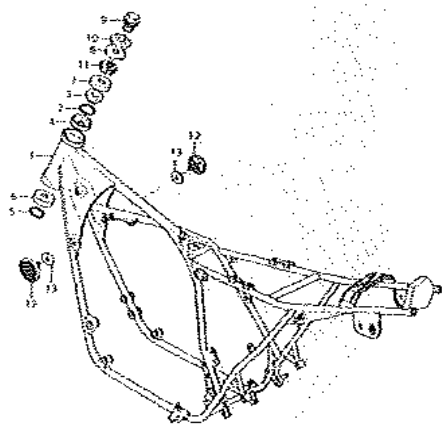
23. フレームフィッティング、バッテリーケース  
エレクトロベースブラケット ..... 25



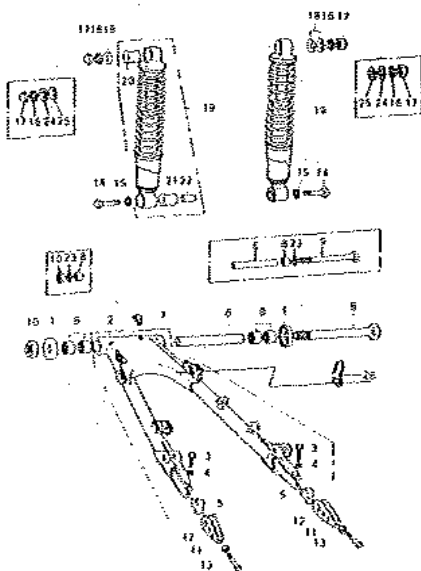
25. フートレスト ..... 28



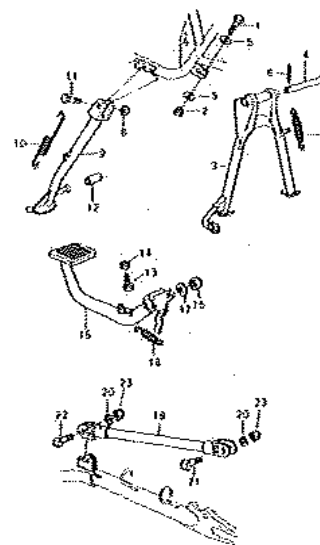
22. フレーム ..... 24



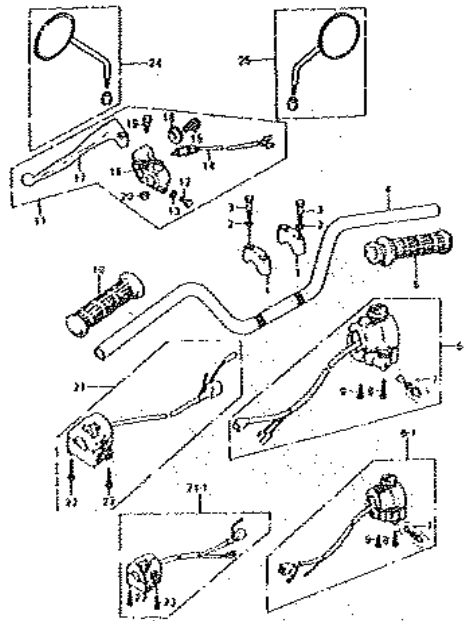
24. スウィングアーム、リヤショック  
アブソーバー ..... 27



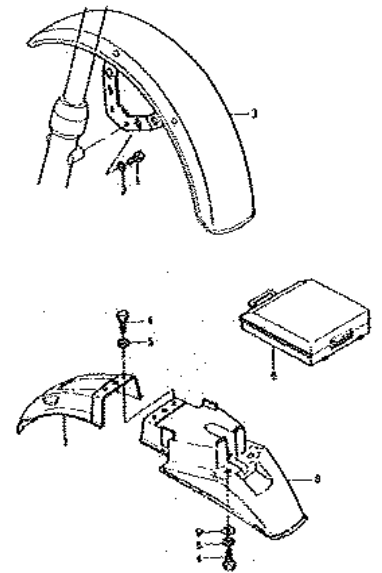
26. スタンド、ブレーキペダル、  
トルクリンク ..... 29



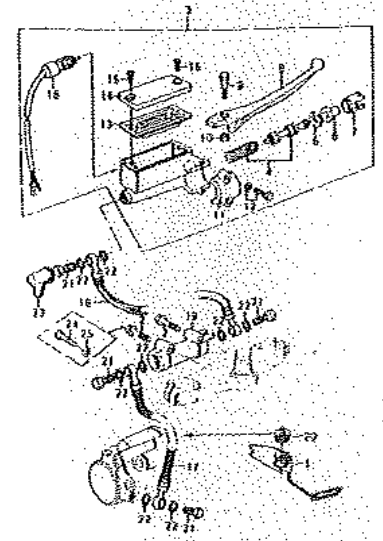
27. ハンドルバー、グリップ、  
リヤビューミラー.....30



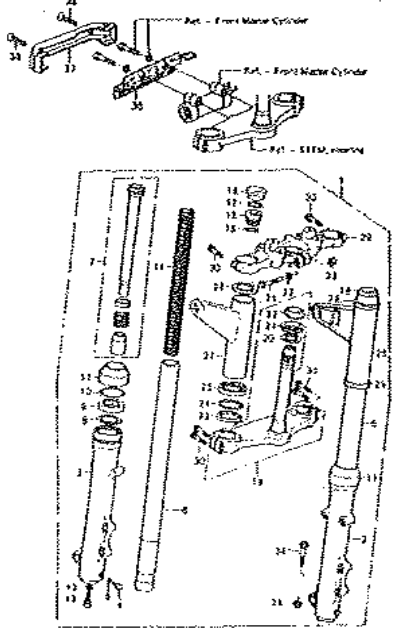
29. フェンダー.....33



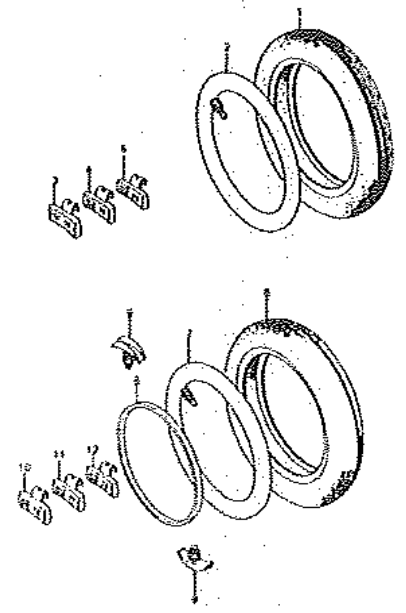
31. フロントマスターシリンダー..... 35



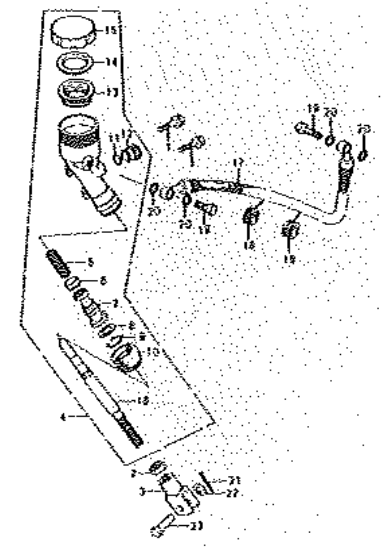
28. フロントフォーク.....31



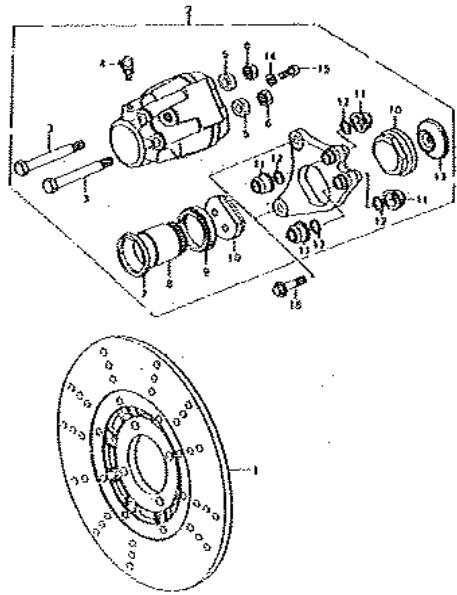
30. ホイール.....34



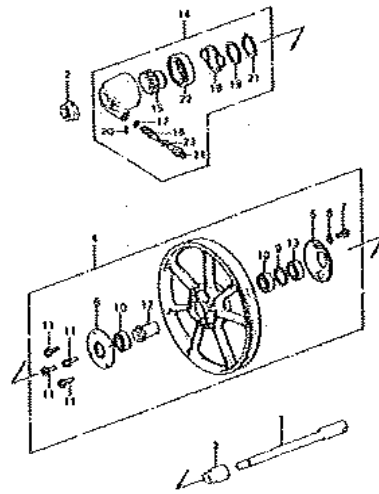
32. リヤマスターシリンダー.....36



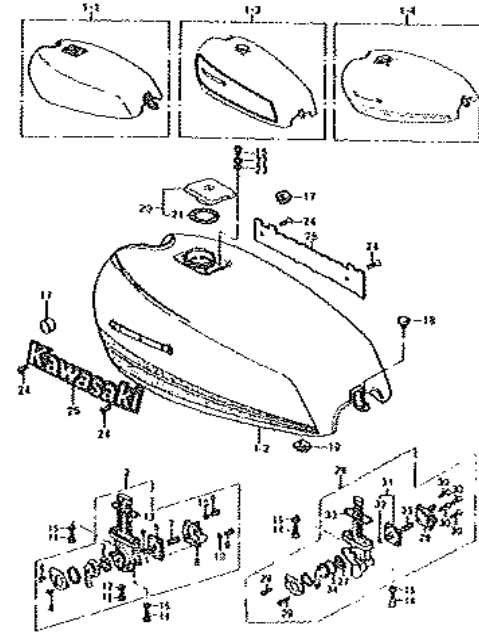
33. フロントキャリバー.....37



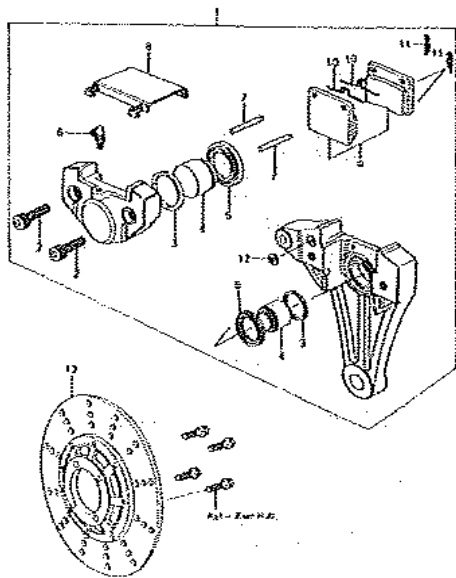
35. フロントハブ.....39



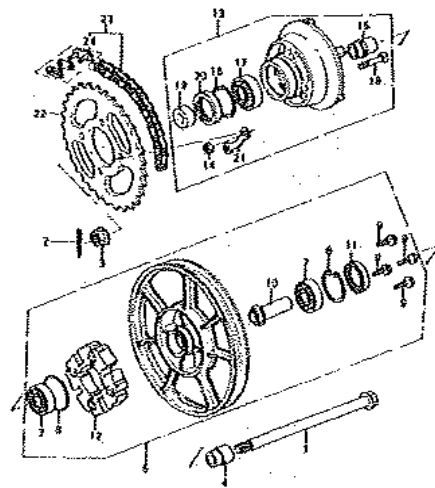
37. フューエルタンク.....41



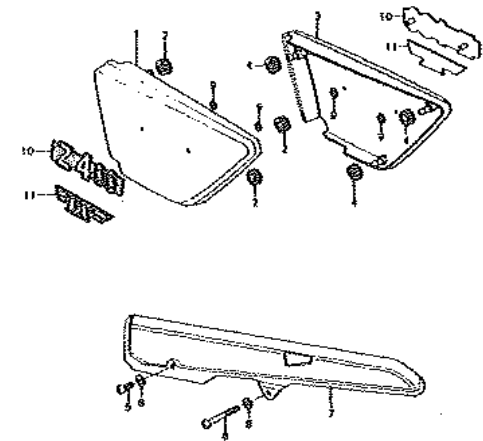
34. リヤキャリバー.....38



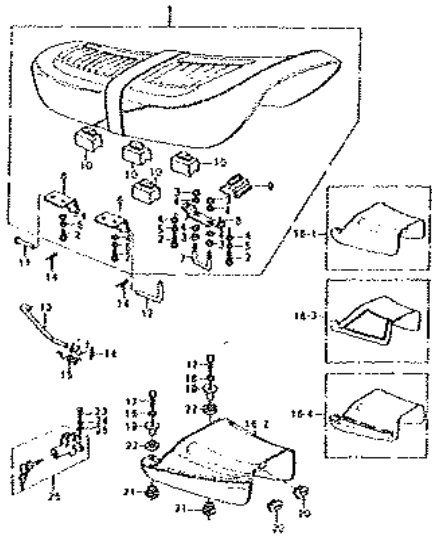
36. リヤハブ.....40



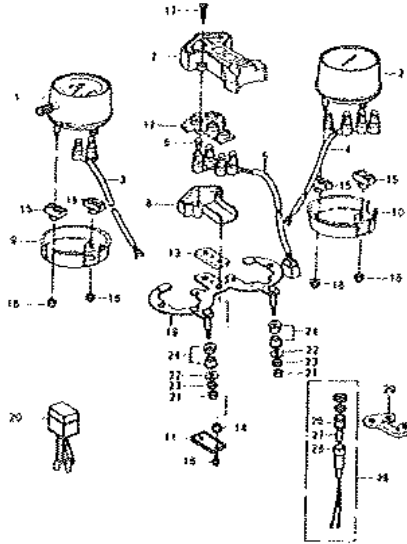
38. サイドカバー, チェーンカバー.....43



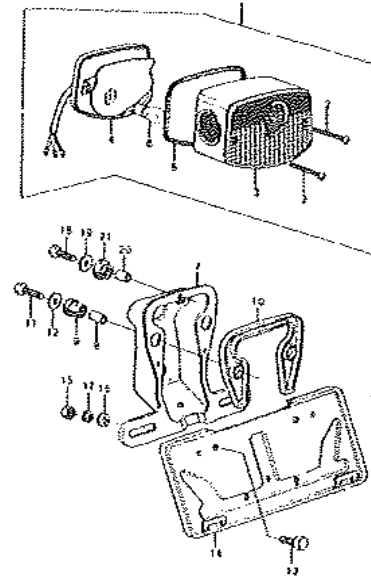
39. デュアルシート, シートカバー.....44



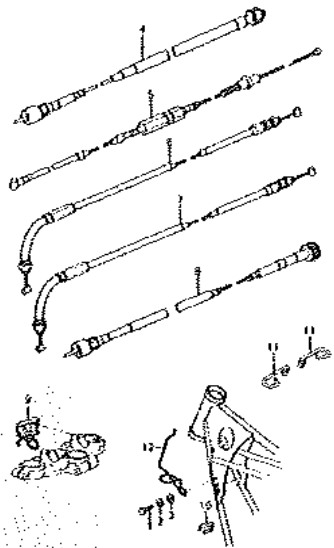
41. スピードメーター, タコメーター.....46



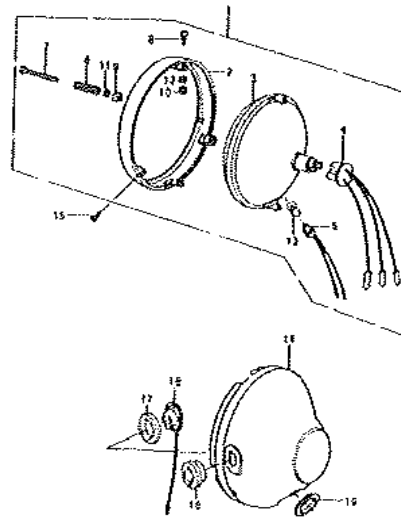
43. テールランプ.....48



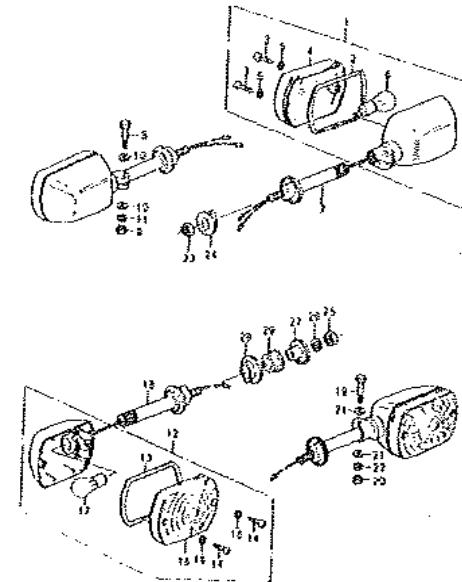
40. ケーブル.....45



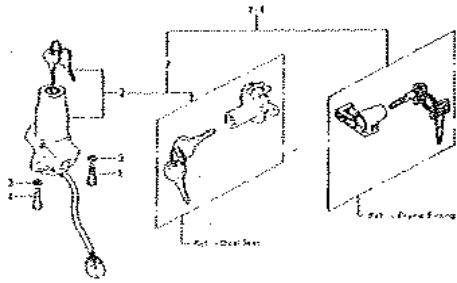
42. ヘッドランプ.....47



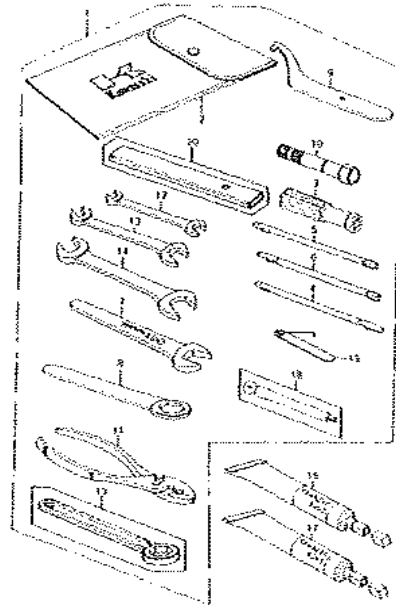
44. ターンシグナルランプ.....49



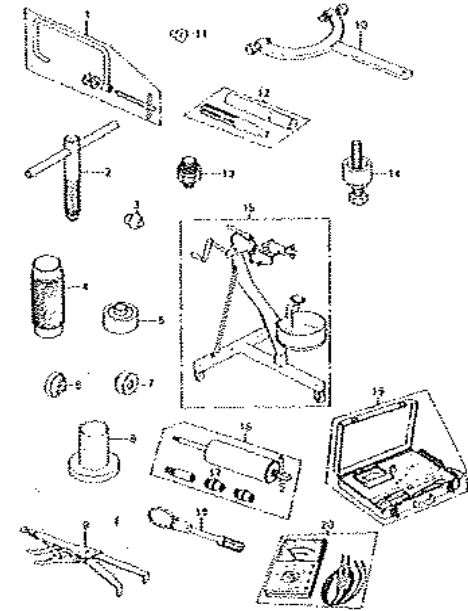
45. イグニッションスイッチ、  
ブレーキランプスイッチ.....50



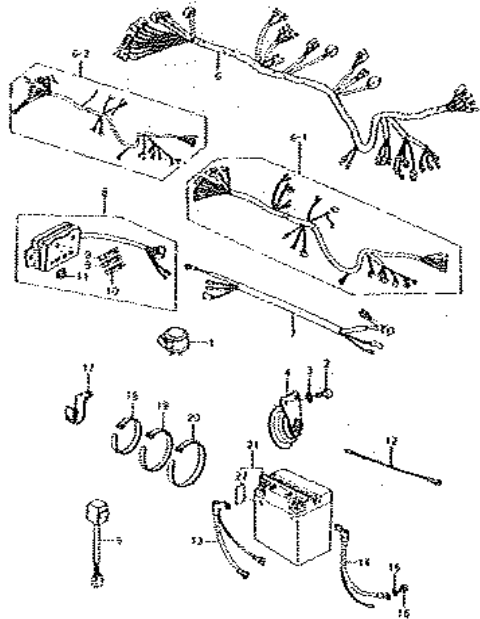
47. ツール.....52



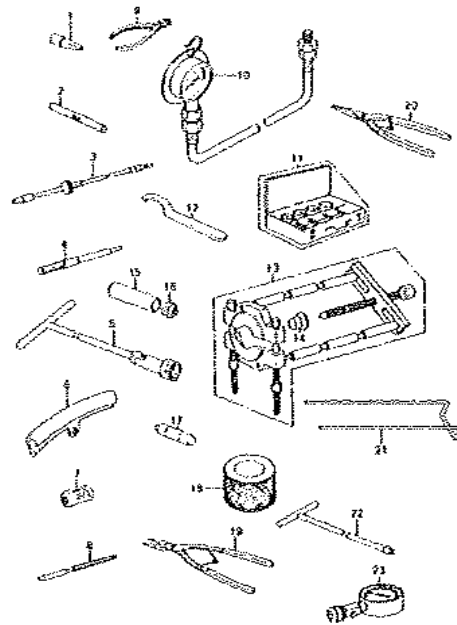
49. スペシャルツール“B”.....54



46. 車体電装品.....51

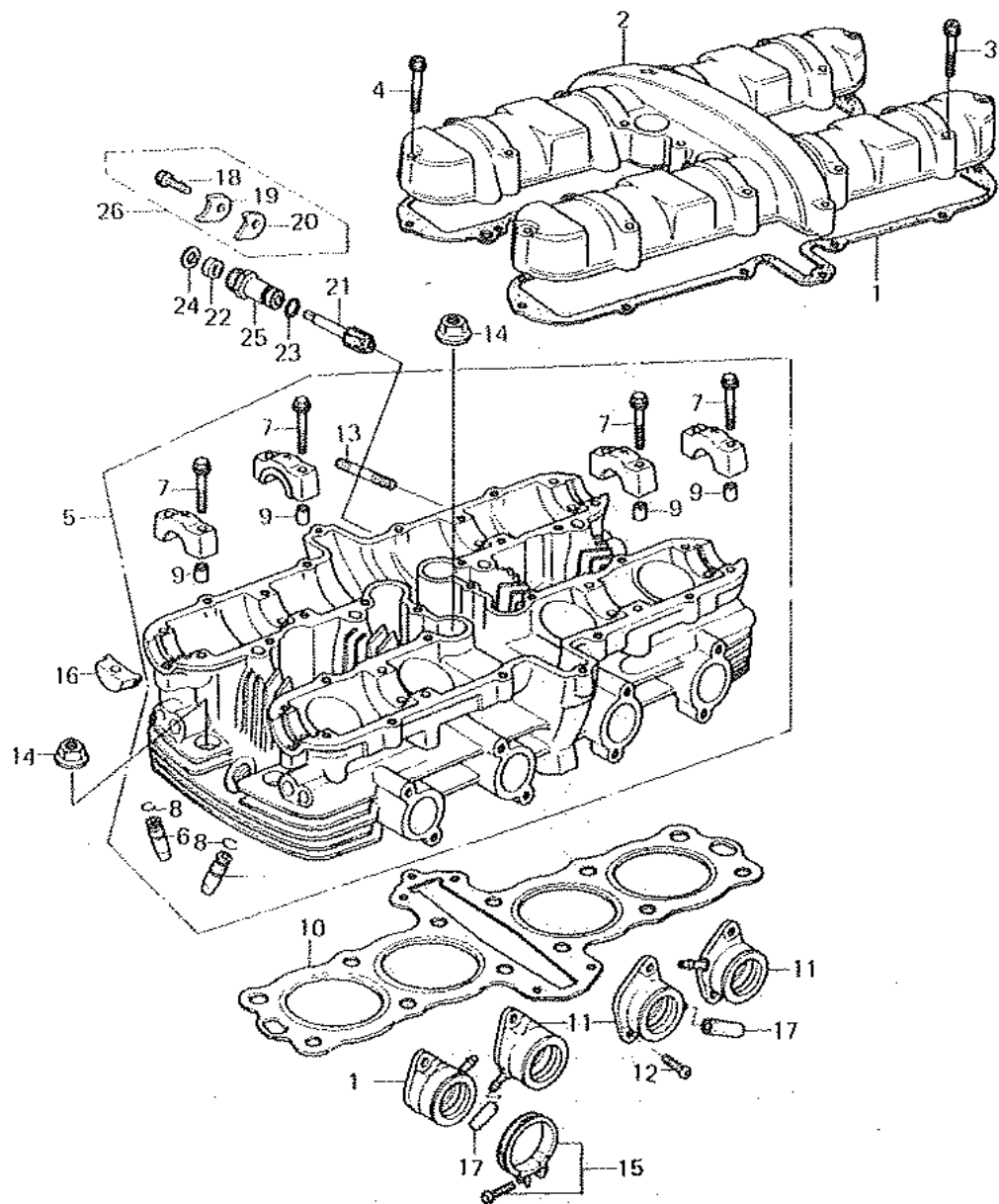


48. スペシャルツール“A”.....53



# 1. Cylinder Head Cover, Cylinder Head

Rev. No.	Date

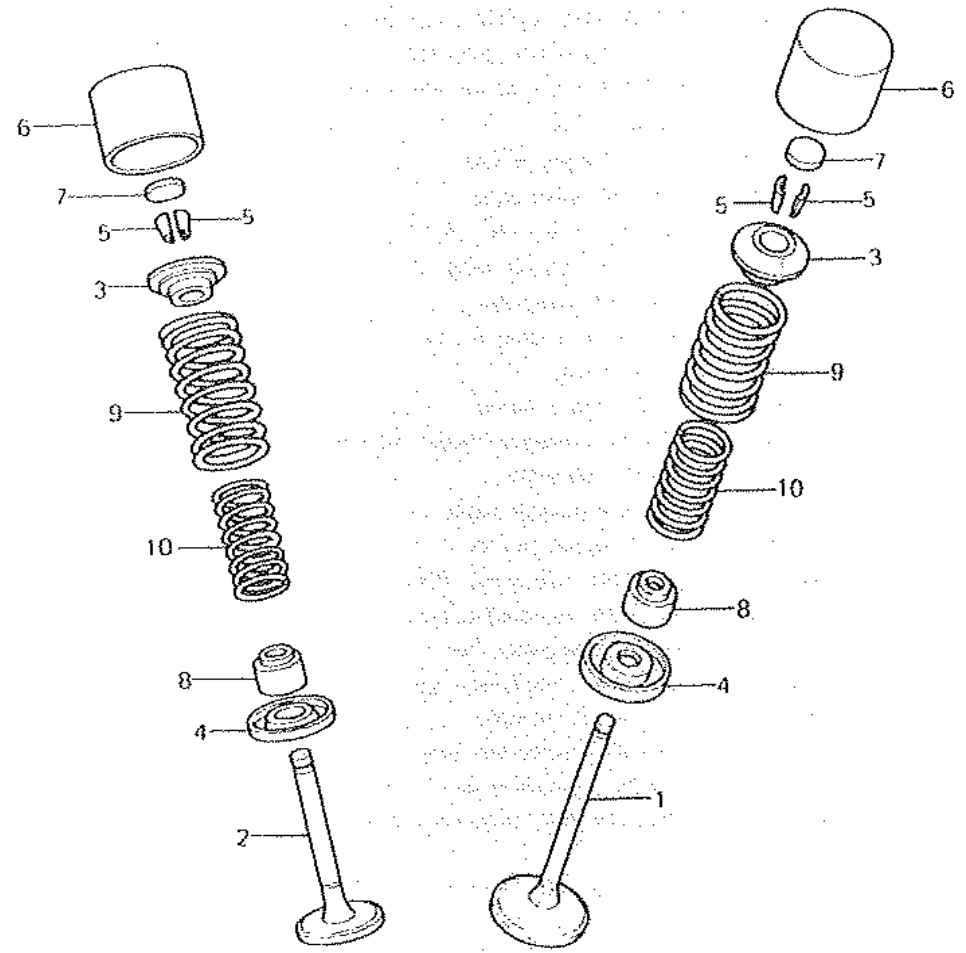


Ref. No.	Part No.	Part Name	Quantity	Remarks
1	11009-1058	GASKET, cylinder head cover	1	
2	14025-1167	COVER, cylinder head, Flat Black	1	
3	92001-164	BOLT, flanged, 6 x 35	20	
4	92001-165	BOLT, flanged, 6 x 45	4	
5	11002-5005	HEAD ASSY, cylinder, Flat Black	1	WHN EXH USE 11002-1028
	11002-1028	HEAD ASSY, cylinder, Flat Black	1	WHN EXH USE 11002-1062
	11002-1062	HEAD ASSY, cylinder, Flat Black	1	
6	49002-1005	GUIDE, valve	8	
7	92001-1105	BOLT, flanged, 6 x 38	16	
8	92036-023	CIRCLIP, valve guide	8	
9	92042-007	PIN, dowel, 6.3 x 8 x 14	16	
10	11004-1010	GASKET, cylinder head	1	
11	16065-1014	HOLDER, carburetor	4	
12	22080614	SCREW, pan head, 6 x 14	8	
13	92004-066	STUD, 6 x 27	8	
14	92015-1077	NUT, flanged, 8 m/m	12	
15	92037-1129	CLAMP, carburetor holder, 40 m/m	4	
16	92066-1011	PLUG, cam shaft	4	
17	92068-006	PLUG, carburetor holder	4	
18	120P0614	BOLT, socket, 6 x 14	1	
19	13091-1008	HOLDER, tachometer, 2.3 t	1	
20	13091-1009	HOLDER, tachometer, 3.2 t	1	
21	13223-011	GEAR, tachometer, 10T	1	
22	92050-075	OIL SEAL, tachometer gear	1	
23	92055-096	"O" RING, 10 m/m	1	
24	92065-103	GASKET, tachometer gear	1	
25	92087-010	GUIDE, tachometer gear	1	
26	13091-5001	HOLDER SET, tachometer gear	1	

# Valves

Rev. No.		Date	
----------	--	------	--

Ref. No.	Part No.	Part Name	Quantity	Remarks
1	12004-1005	VALVE, intake, USE WITH 12011-1002	4	
	12004-1016	VALVE, intake, USE WITH 12011-1003	4	
2	12005-1002	VALVE, exhaust, USE WITH 12011-1002	4	
	12005-1013	VALVE, exhaust, USE WITH 12011-1003	4	
3	12009-1002	RETAINER, valve spring	8	
4	12010-004	SEAT, valve spring	8	
5	12011-1002	SPLIT KEEPER, valve spring	16	Use for 12004-1005, 12005-1002
	12011-1003	SPLIT KEEPER, valve spring	16	Use for 12004-1016, 12005-1013
6	12032-1001	TAPPET	8	
7	12037-076	SHIM, 2.00 t	AR	
	12037-077	SHIM, 2.05 t	AR	
	12037-078	SHIM, 2.10 t	AR	
	12037-079	SHIM, 2.15 t	AR	
	12037-080	SHIM, 2.20 t	AR	
	12037-081	SHIM, 2.25 t	AR	
	12037-082	SHIM, 2.30 t	AR	
	12037-083	SHIM, 2.35 t	AR	
	12037-084	SHIM, 2.40 t	AR	
	12037-085	SHIM, 2.45 t	AR	
	12037-086	SHIM, 2.50 t	AR	
	12037-087	SHIM, 2.55 t	AR	
	12037-088	SHIM, 2.60 t	AR	
	12037-089	SHIM, 2.65 t	AR	
	12037-090	SHIM, 2.70 t	AR	
	12037-091	SHIM, 2.75 t	AR	
	12037-092	SHIM, 2.80 t	AR	
	12037-093	SHIM, 2.85 t	AR	
	12037-094	SHIM, 2.90 t	AR	
	12037-095	SHIM, 2.95 t	AR	
	12037-096	SHIM, 3.00 t	AR	
	12037-097	SHIM, 3.05 t	AR	
	12037-098	SHIM, 3.10 t	AR	
	12037-099	SHIM, 3.15 t	AR	
	12037-100	SHIM, 3.20 t	AR	
8	92049-1050	OIL SEAL, VSW 5.5 x 12 x 6 x 9.8	8	
9	92081-1073	SPRING, valve, outer, WITH EXH USE 49078-1002	8	
	49078-1002	SPRING, valve, outer	8	
10	92081-1074	SPRING, valve, inner, WITH EXH USE 49078-1001	8	
	49078-1001	SPRING, valve, inner	8	

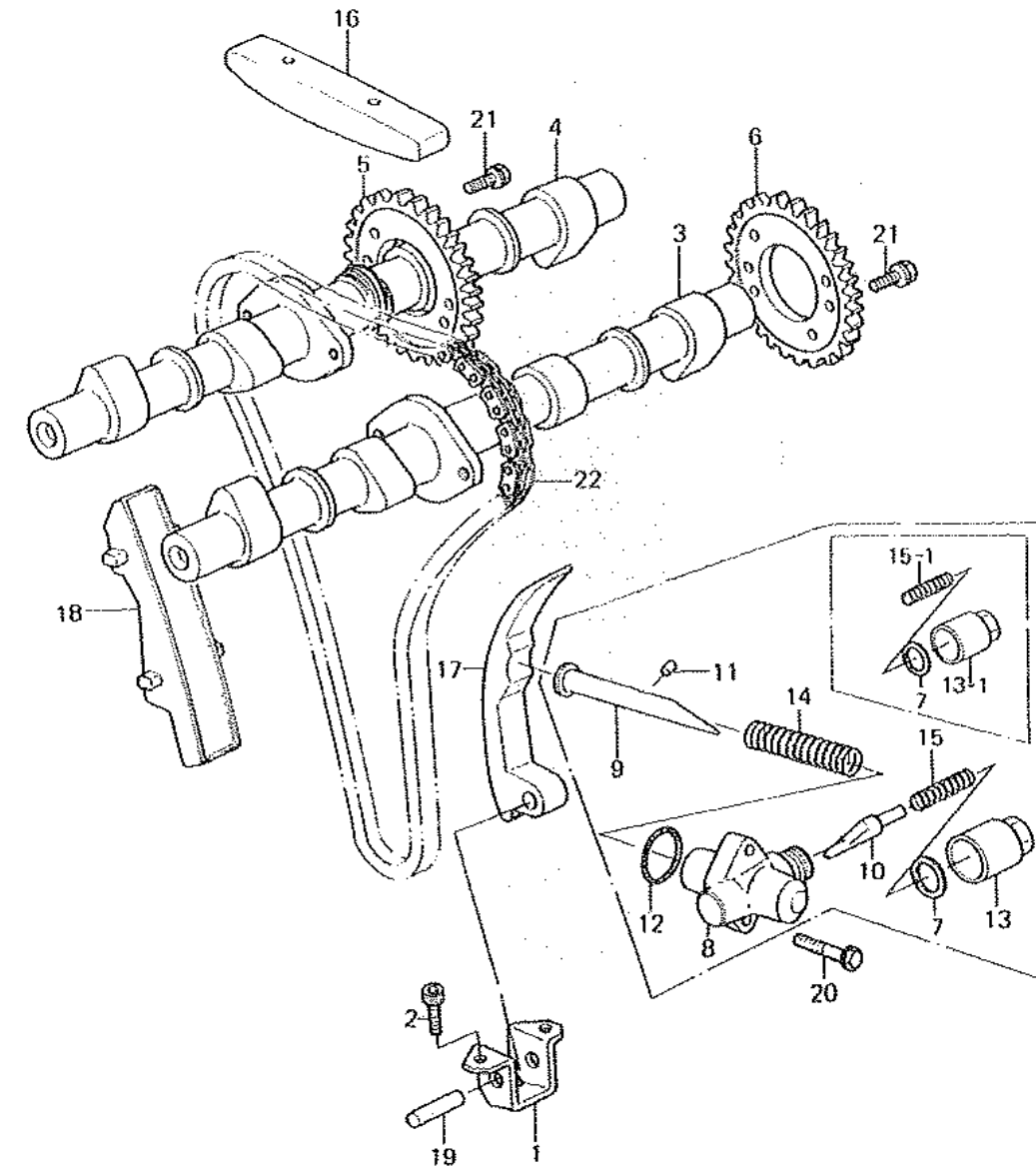




### 3. Camshaft, Cam Chain, Tensioner

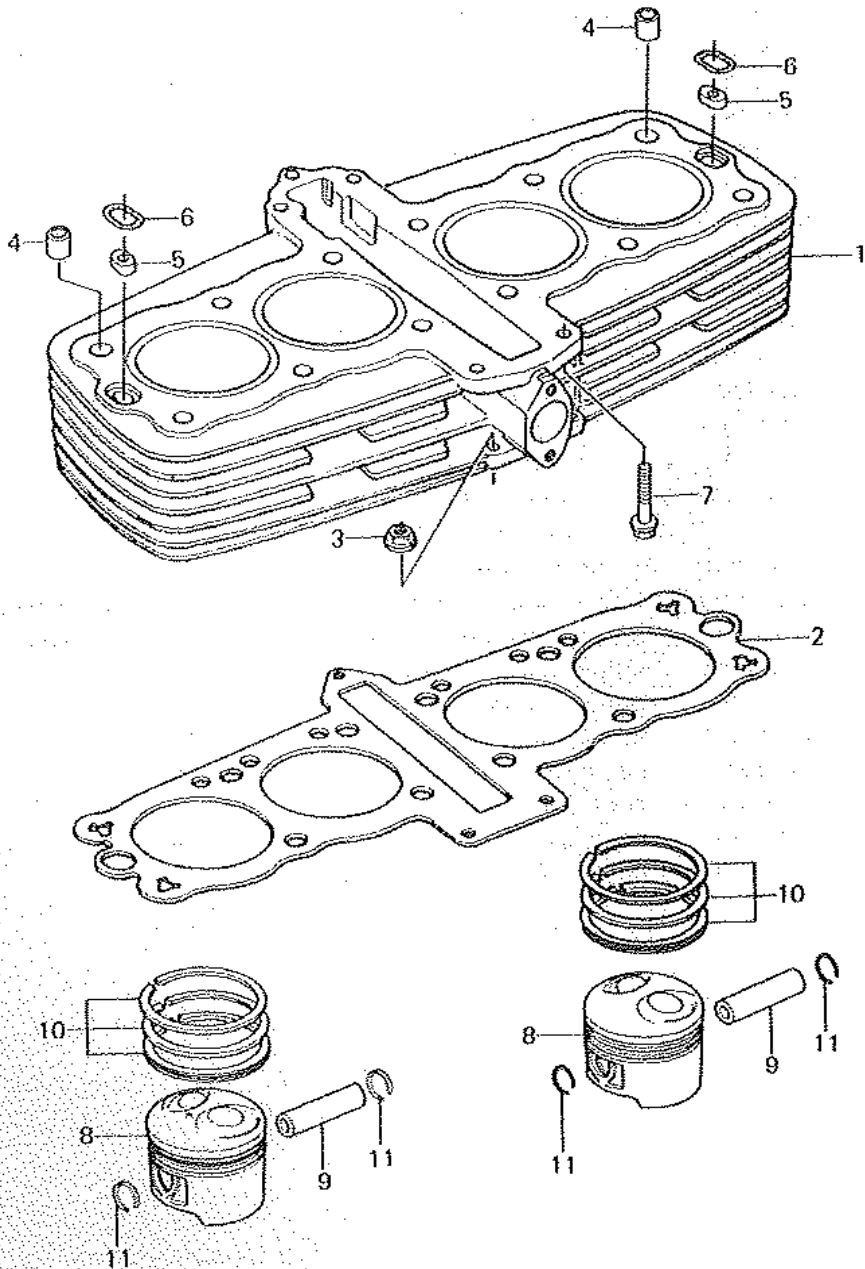
Rev. No.		Date	
----------	--	------	--

Ref. No.	Part No.	Part Name	Quantity	Remarks
1	11034-1240	BRACKET, chain guide	1	
2	120P0618	BOLT, socket, 6 x 18	2	
3	12044-1005	CAMSHAFT, inlet	1	
4	12044-1006	CAMSHAFT, exhaust	1	
5	12046-1019	SPROCKET, cam, exhaust, 42T	1	
6	12046-1020	SPROCKET, cam, inlet, 42T	1	
7	92022-1175	WASHER, plain, 18.3 x 24 x 1.4t	1	
8	12049-1009	TENSIONER, cam chain	1	
9	13116-1020	ROD, push, cam chain tensioner	1	
10	13116-1012	ROD, push, cam chain tensioner	1	
11	610A0408	PIN, dowel, 4 x 8	1	
12	670E2022	"O" RING, 22 m/m	1	
13	92015-1051	CAP, tensioner, 18 m/m, USE WITH 92081-1219	1	E/No. 000101~006212
13-1	92015-1100	CAP, tensioner, 18 m/m, USE WITH 92081-1222	1	E/No. 006213~
14	92081-1075	SPRING, tensioner	1	
15	92081-1219	SPRING, tensioner, USE WITH 92015-1051	1	E/No. 000101~006212
15-1	92081-1302	SPRING, tensioner, USE WITH 92015-1100	1	E/No. 006213~
16	12053-1018	GUIDE, cam chain, head	1	
17	12053-1019	GUIDE, cam chain, rear	1	
18	12053-1022	GUIDE, cam chain, front	1	
19	551A0825	PIN, dowel, 8 x 25	1	
20	92003-178	BOLT, 6 x 25	2	
21	92003-208	BOLT, 6 x 11	4	
22	92057-1027	CHAIN, cam, # 75-010 x 140L	1	



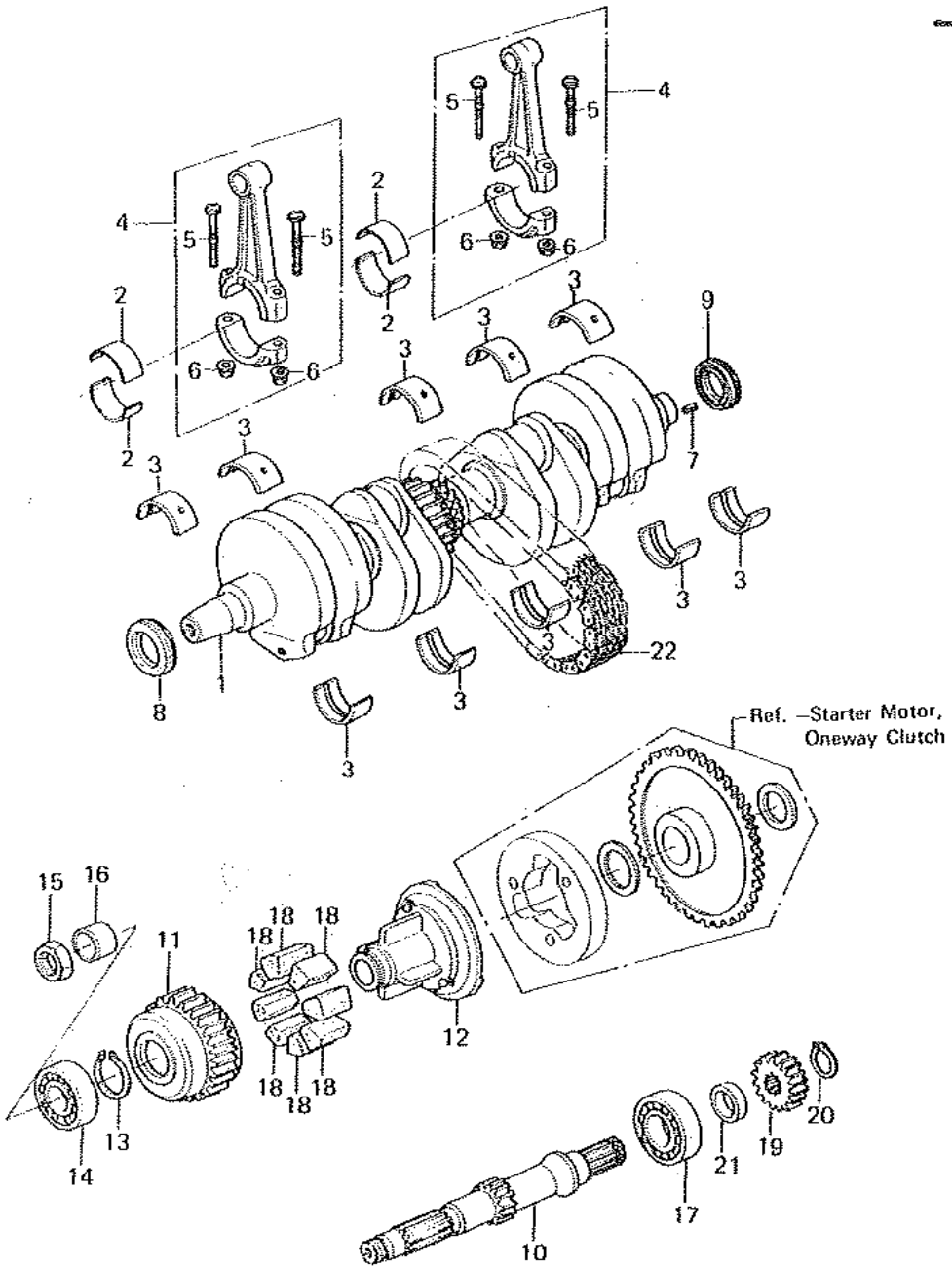
# Cylinder, Pistons

Rev. No.		Date	
----------	--	------	--



Ref. No.	Part No.	Part Name	Quantity	Remarks
1	11005-1052	CYLINDER ASSY, Flat Black	1	
2	11009-1059	GASKET, cylinder base,	1	
		WIN EXH USE 11009-1169		
	11009-1169	GASKET, cylinder base	1	
3	92015-1078	NUT, 6 m/m	3	
4	92042-031	PIN, dowel, 12 x 14 l	2	
5	92043-1059	PIN, oil line	2	
6	92055-111	"O" RING, oil line	2	
7	92003-202	BOLT, hex head, 6 x 20	5	
8	13001-1029	PISTON, engine, S.T.D.	4	
	13027-1012	PISTON, engine, 0.040", O/S	(4)	
	13029-1011	PISTON, engine, 0.020", O/S	(4)	
9	13002-1007	PIN, piston	4	
10	13008-1005	RING SET, piston, S.T.D.	4	
	13024-1005	RING SET, piston, 0.040", O/S	(4)	
	13025-1005	RING SET, piston, 0.020", O/S	(4)	
11	92036-003	CIRCLIP, piston	8	

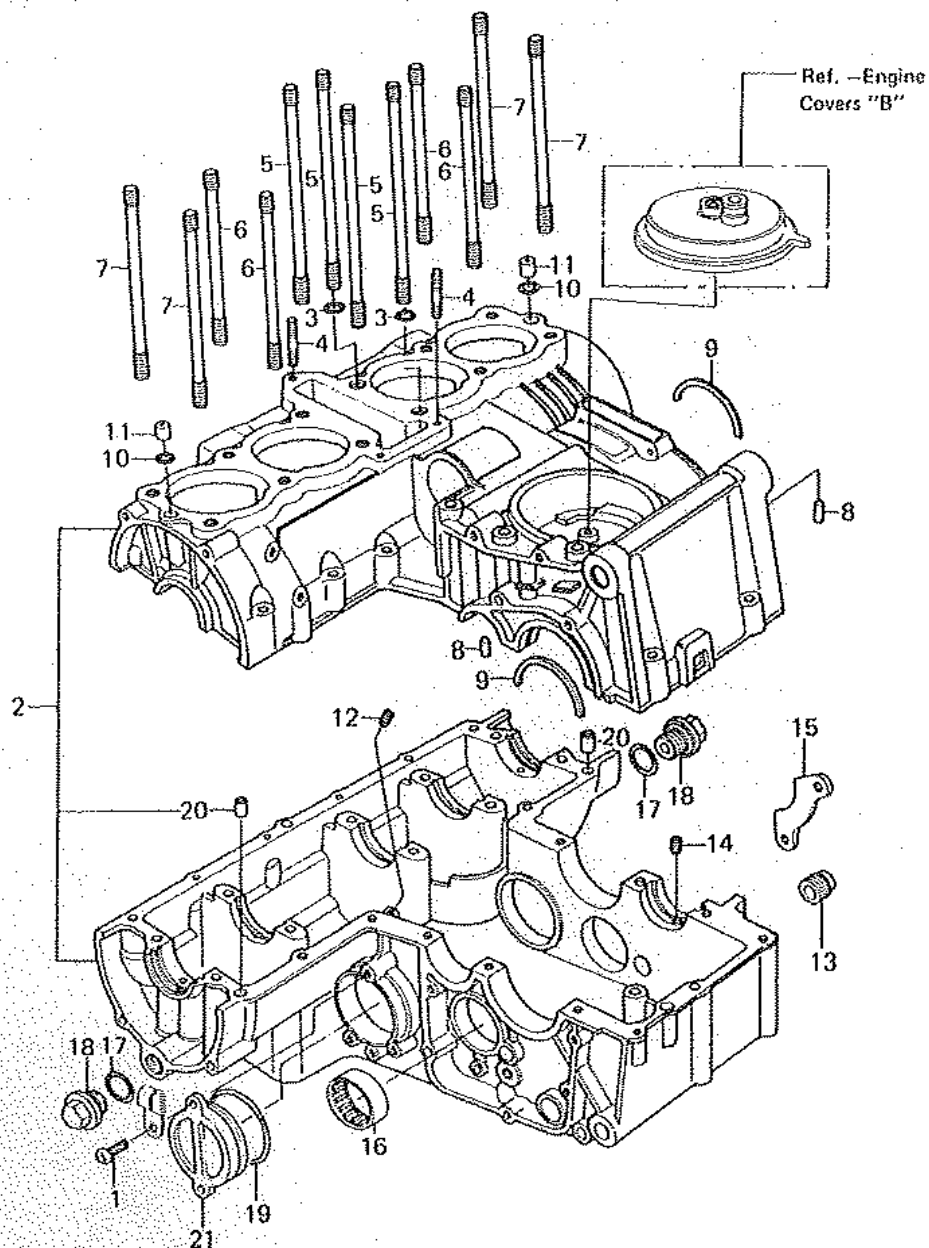
# 5. Crankshaft, Secondary Shaft



Ref. No.	Part No.	Part Name	Quantity	Remarks
1	13031-1015	CRANKSHAFT ASSY	1	
2	13034-1004	METAL, connecting rod big end	AR	"Blue Mark"
	13034-1005	METAL, connecting rod big end	AR	"Black Mark"
	13034-1006	METAL, connecting rod big end	AR	"Brown Mark"
3	13034-1016	METAL, crankshaft bearing	AR	"Brown Mark"
	13034-1017	METAL, crankshaft bearing	AR	"Black Mark"
	13034-1018	METAL, crankshaft bearing	AR	"Blue Mark"
4	13251-1004-EE	CONNECTING ROD ASSY	4	"E" Mark
	13251-1004-GG	CONNECTING ROD ASSY	4	"G" Mark
5	92001-1053	BOLT, connecting rod	8	
6	92016-060	NUT, connecting rod	8	
7	92042-034	PIN, spring, 4 x 8	1	
8	92049-1013	OIL SEAL, crankshaft, L. H.	1	
9	92050-081	OIL SEAL, crankshaft, R. H.	1	
10	13127-1007	SHAFT, secondary	1	
11	42034-1004	COUPLING, outer, secondary shaft	1	
12	42034-1005	COUPLING, inner, secondary shaft	1	
13	480J2800	CIRCLIP, 28 m/m	1	
14	60186205	BEARING, ball, secondary shaft, L. H.	1	# 6205
15	92015-019	NUT, 18 m/m	1	
16	92028-1037	BUSHING, secondary shaft, 20 x 25 x 16.6	1	
17	92045-1017	BEARING, ball, secondary shaft, R. H.	1	# 63/22X
18	92075-1070	DAMPER RUBBER, coupling	8	
19	13097-1012	GEAR, primary, secondary shaft, 24T	1	
20	480J2200	CIRCLIP, 22 m/m	1	
21	92027-1107	COLLAR, secondary shaft primary gear	1	
22	92057-1011	CHAIN, primary drive, # 63-139 x 50L	1	

# 6. Crankcase

Rev. No.		Date	
----------	--	------	--

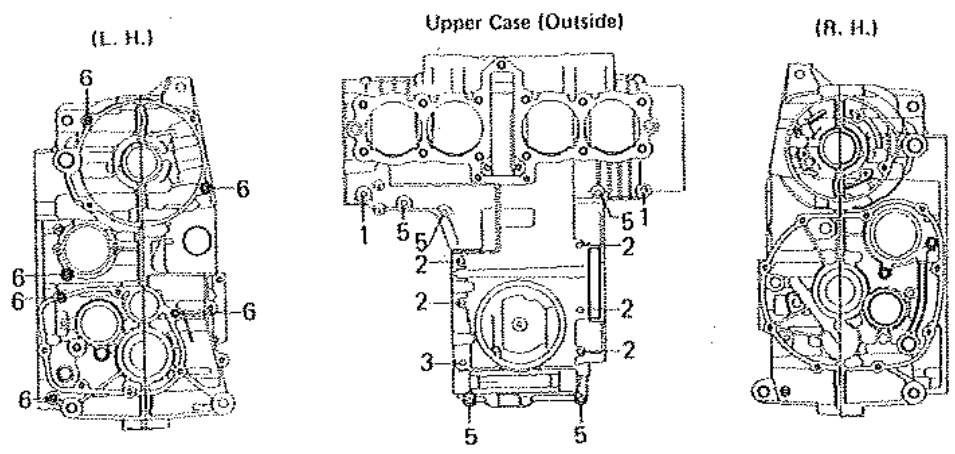


Ref. No.	Part No.	Part Name	Quantity	Remarks
1	22080620	SCREW, pan head, 6 x 20	2	
2	14001-5033	CRANKCASE SET, Flat Black, WHIN EXH USE 14001-5053	1	
	14001-5053	CRANKCASE SET, Flat Black	1	
3*	670D1508	"O" RING, 8 m/m	2	
4*	92004-059	STUD, 6 x 22	3	
5*	92004-1016	STUD, 8 x 146	4	
6*	92004-1017	STUD, 8 x 108.5	4	
7*	92004-1018	STUD, 8 x 128.5	4	
8	92042-016	PIN, dowel, 6 x 16	2	
9	14013-004	RING, positioning, 55 m/m	2	
10	92055-101	"O" RING, 10 m/m	2	
11	92082-016	NOZZLE	2	
12*	92062-011	NOZZLE, Black	1	
13*	92062-014	NOZZLE	1	
14*	92062-015	NOZZLE, silver	1	
15	14014-1006	PLATE, positioning	1	
16	92046-051	BEARING, needle, 37BTM4312	1	
17*	92055-097	"O" RING, 22 m/m	2	
18*	92066-066	PLUG, oil line	2	
19	67083046	"O" RING, 46 m/m	1	
20*	92043-1037	PIN, 8.2 x 10 x 14	2	
21	92066-1019	PLUG, secondary shaft	1	

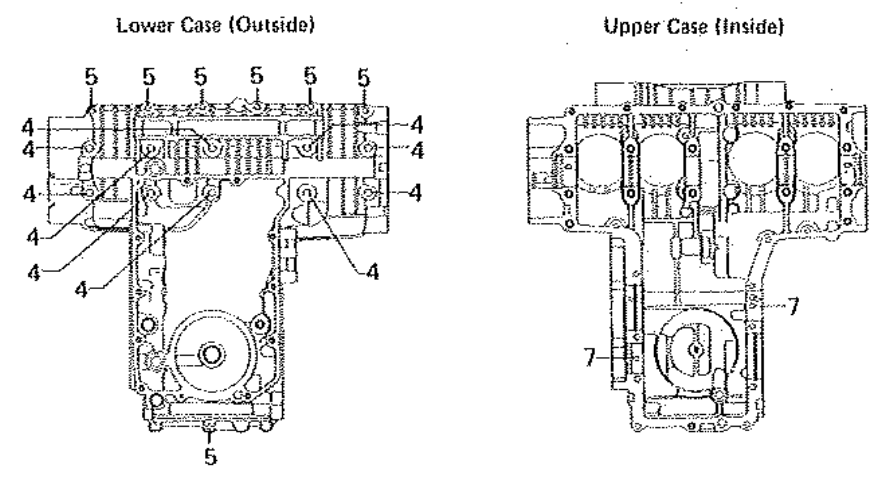
Asterisk (\*) marked Parts are included in crankcase set.  
(Ref. Crankcase Bolts, Dowel Pins.)

# 7. Crankcase Bolts, Dowel Pins

Rev. No.		Date	
----------	--	------	--

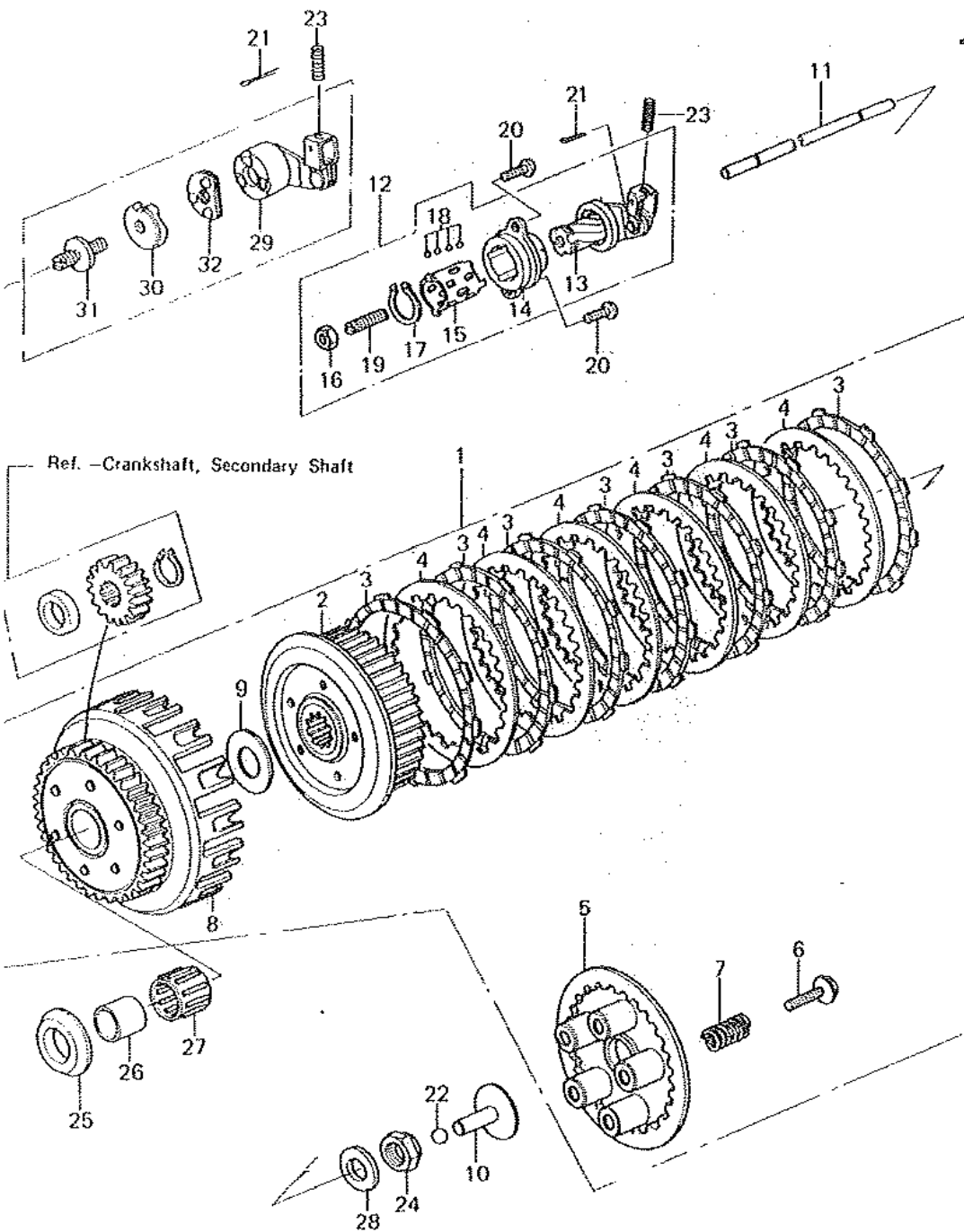


Ref. No.	Part No.	Part Name	Quantity	Remarks
1	92003-110	BOLT, hex head, 6 x 54	2	
2	92003-112	BOLT, hex head, 6 x 94	5	
3	92003-194	BOLT, hex head, 6 x 105	1	
4	92003-106	BOLT, hex head, 8 x 95	10	
5	92003-109	BOLT, hex head, 6 x 41	12	
6	92042-007	PIN, dowel, 6.3 x 8 x 14	6	
7	92042-016	PIN, dowel, 6 x 16	(2)	Ref. Crankcase



# B. Clutch

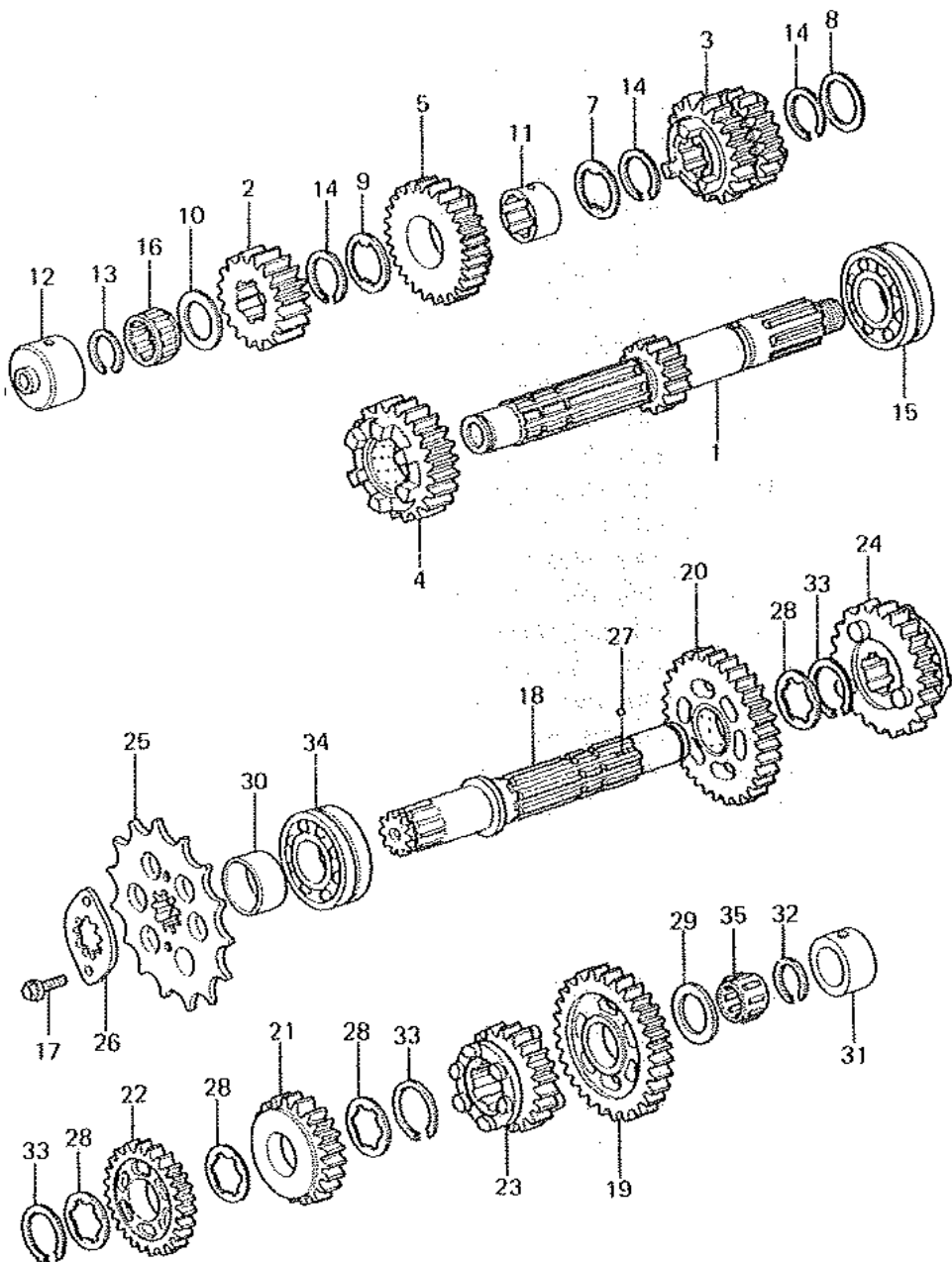
Rev. No.	Date
----------	------



Ref. No.	Part No.	Part Name	Quantity	Remarks
1	13081-1017	CLUTCH ASSY	1	
2	13087-1004	HUB, clutch	1	
3	13088-040	PLATE, clutch friction	7	
4	13089-026	PLATE, clutch steel	6	
5	13187-008	PLATE, clutch operating	1	
6	92001-1066	BOLT, clutch spring plate	5	
7	92081-139	SPRING, clutch	5	
8	13095-1012	HOUSING, clutch	1	
9	92026-022	SPACER, thrust, 25.5 x 47 x 2.5 t	1	
10	13116-029	PUSHER, clutch spring plate	1	
11	13116-1007	ROD, clutch push, 8 x 270	1	
12	13231-020	RELEASE ASSY, clutch	1	} USE WITH 14026-1015
13	13102-027	INNER, clutch release	1	
14	13118-011	OUTER, clutch release	1	
15	13197-004	RETAINER	1	
16	31880800	NUT, 8 m/m	1	
17	480J1500	CIRCLIP, 15 m/m	1	
18	600A0400	BALL, steel, 1/8"	11	
19	92014-014	SCREW, slotted, 8 x 25	1	
20	22080616	SCREW, pan head, 6 x 16	2	
21	550D1615	PIN, cotter, 1.6 x 15	1	
22	600A1200	BALL, steel, 3/8"	1	} USE WITH 14026-1011 92049-1003
23	92081-069	SPRING, clutch release	1	
24	92015-1053	NUT, 20 m/m	1	
25	92026-116	SPACER, thrust, t= 5.5 m/m	1	
26	92028-178	BUSHING, clutch, 25 x 32 x 23.6	1	
27	92046-028	BEARING, needle, KTV323723C3	1	
28	92125-002	WASHER, spring	1	
29	13102-1008	RELEASE, clutch	1	
30	13118-1003	CAM, clutch release	1	
31	92009-1009	SCREW, slotted, 8 m/m	1	
32	92046-1001	BEARING, ball, clutch release	1	
33	31880800	NUT, 8 m/m	1	

# Transmission Gears

Rev. No.	Date
----------	------

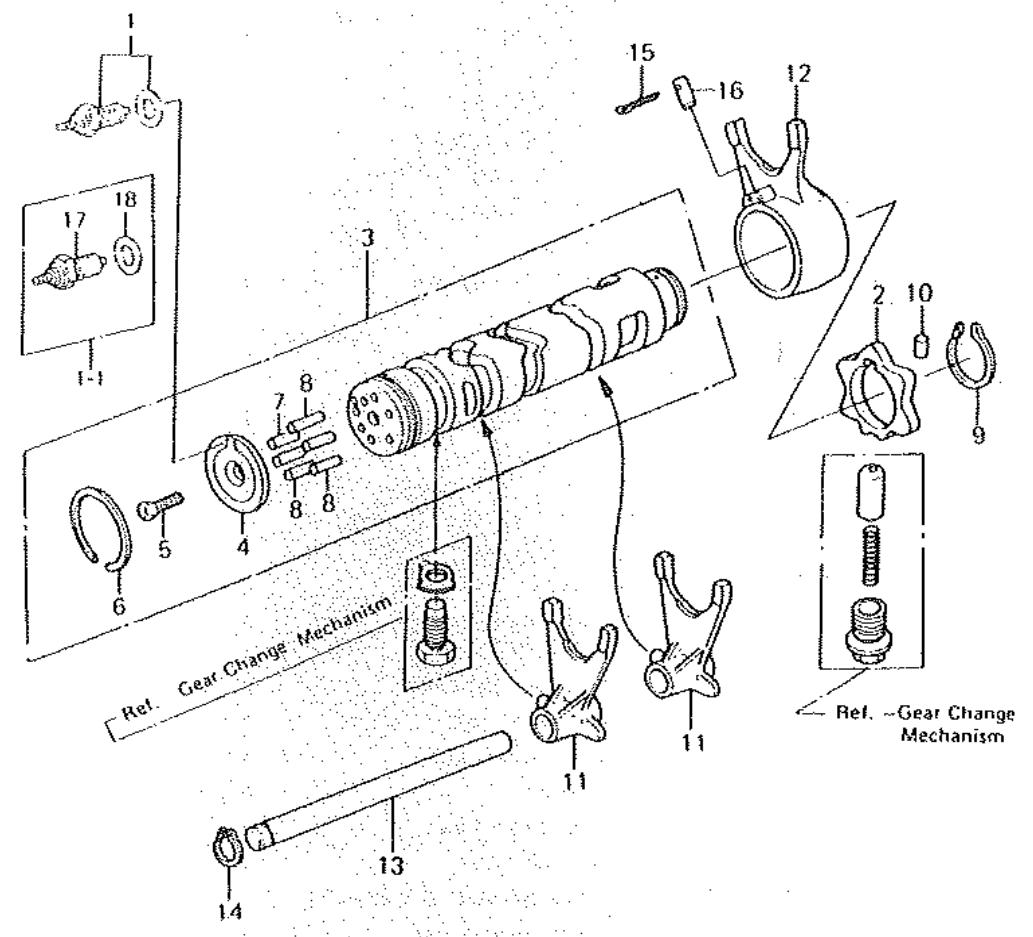


Ref. No.	Part No.	Part Name	Quantity	Remarks
1	13127-1008	SHAFT, drive, 14T	1	
2	13129-1077	2ND GEAR, drive, 18T	1	
3	13129-1079	3RD & 4TH GEAR, drive, 21T x 24T	1	
4	13129-1082	5TH GEAR, drive, 26T	1	
5	13129-1084	TOP GEAR, drive, 27T	1	
6	670B1508	"O" RING, 8 m/m	1	
7	92022-1072	WASHER, lock, 30 x 1.0 t	1	
8	92022-161	WASHER, 25.3 x 30 x 1.0 t	1	
9	92024-033	WASHER, lock, 32 x 1.0 t	1	
10	92026-1022	SPACER, 20.3 x 30 x 2.0 t	1	
11	92028-1003	BUSHING, top gear	1	
12	92028-1032	BUSHING, needle bearing race	1	
13	92033-015	CIRCLIP, 19 m/m	1	
14	92033-026	CIRCLIP, 23 m/m	3	
15	92045-035	BEARING, ball, 83993SH2-CS	1	
16	92046-055	BEARING, needle, RS20/14B	1	
17	130G0612	BOLT, flanged, 6 x 12	2	
18	13128-1009	SHAFT, output	1	
19	13129-1076	LOW GEAR, output, 36T	1	
20	13129-1078	2ND GEAR, output, 32T	1	
21	13129-1080	3RD GEAR, output, 29T	1	
22	13129-1081	4TH GEAR, output, 27T	1	
23	13129-1083	5TH GEAR, output, 25T	1	
24	13129-1085	TOP GEAR, output, 23T	1	
25	13144-1016	ENGINE SPROCKET, 16T	1	
26	13169-1109	PLATE, engine sprocket lock	1	
27	600A0500	BALL, steel, 5/32"	3	
28	92022-1139	WASHER, lock, 33.5 x 1.0 t	4	
29	92026-1022	SPACER, 20.3 x 30 x 2.0 t	1	
30	92027-1106	COLLAR, engine sprocket, 25 x 32 x 23.5	1	
31	92028-180	BUSHING, needle bearing race	1	
32	92033-015	CIRCLIP, 19 m/m	1	
33	92033-1037	CIRCLIP, 25.9 x 1.2 t	3	
34	92045-035	BEARING, ball, 83993SH2-CS	1	
35	92046-055	BEARING, needle, RS20/14B	1	

# 3. Gear Shift Drum, Shift Fork

Rev. No		Date	
---------	--	------	--

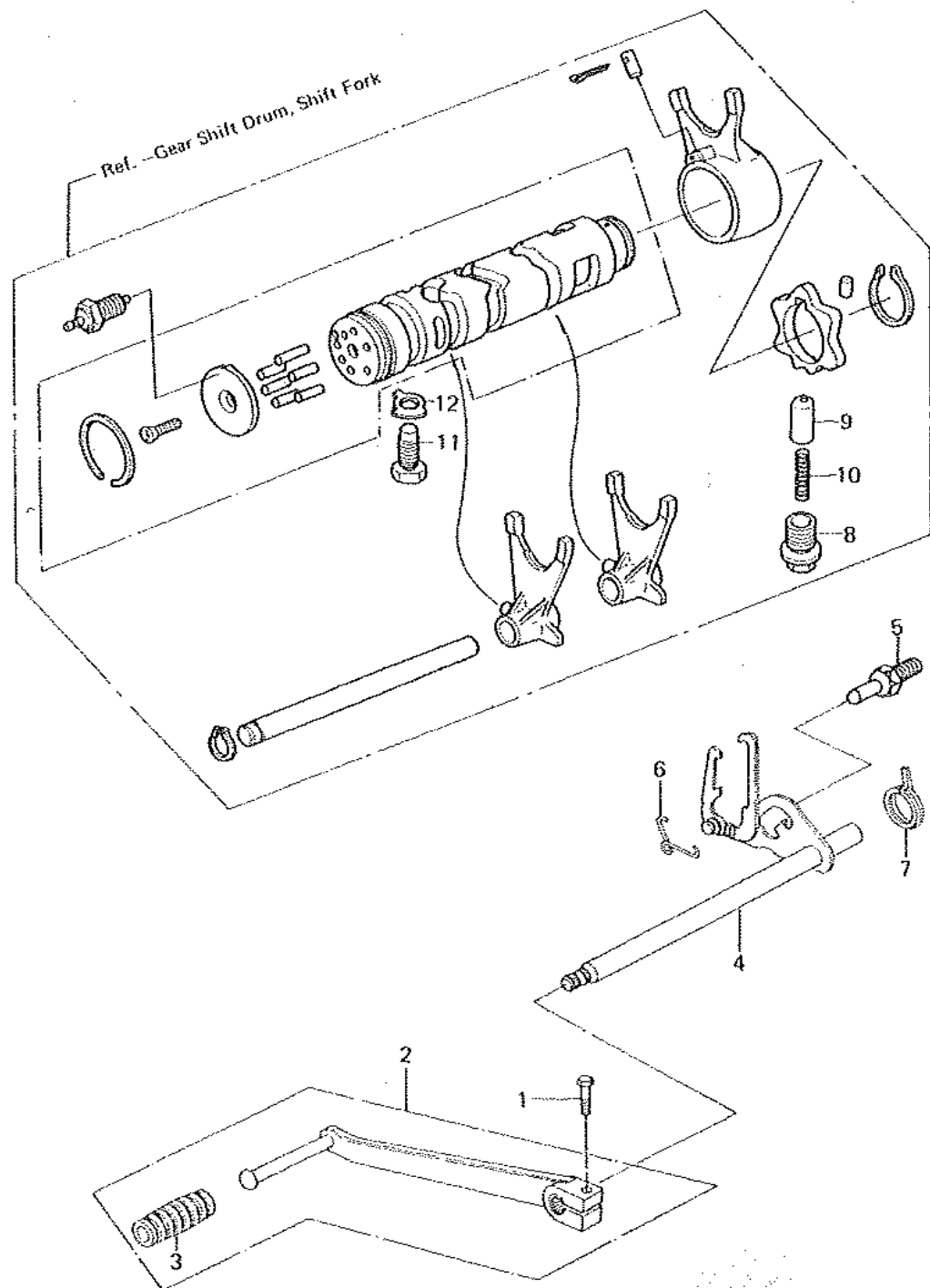
Ref. No.	Part No.	Part Name	Quantity	Remarks
1	13151-020	SWITCH, neutral indicator, WHN EXH USE 13151-5002	1	
1-1	13151-5002	SWITCH, neutral indicator	1	
2	13145-1001	DISC, change drum operating	1	
3	13239-1018	DRUM ASSY, gear shift	1	
4	13091-1012	PLATE, shift drum pin WHN EXH USE 13091-1104	1	
	13091-1104	HOLDER, shift drum pin	1	
5	221B0620	SCREW, countersunk head, 6 x 20	1	
6	92033-035	CIRCLIP, 37 m/m	1	
7	92042-014	PIN, shift drum, L = 15.8 m/m	1	
8	92042-030	PIN, shift drum, L = 13.8 m/m	5	
9	480J3000	CIRCLIP, 30 m/m	1	
10	610A0406	PIN, dowel, 4 x 6	1	
11	13140-1015	SHIFT FORK, gear shift, output	2	
12	13140-1016	SHIFT FORK, gear shift, drive	1	
13	13209-019	ROD, shift, 12 x 151 e	1	
14	480J1200	CIRCLIP, 12 m/m	1	
15	550D3020	PIN, cotter, 3.0 x 20	1	
16	92042-021	PIN, dowel, 8 x 18	1	
17	13151-1007	SWITCH, neutral indicator	1	
18	92022-1208	WASHER, plain, 10 x 16 x 1.0	1	





# 11. Gear Change Mechanism

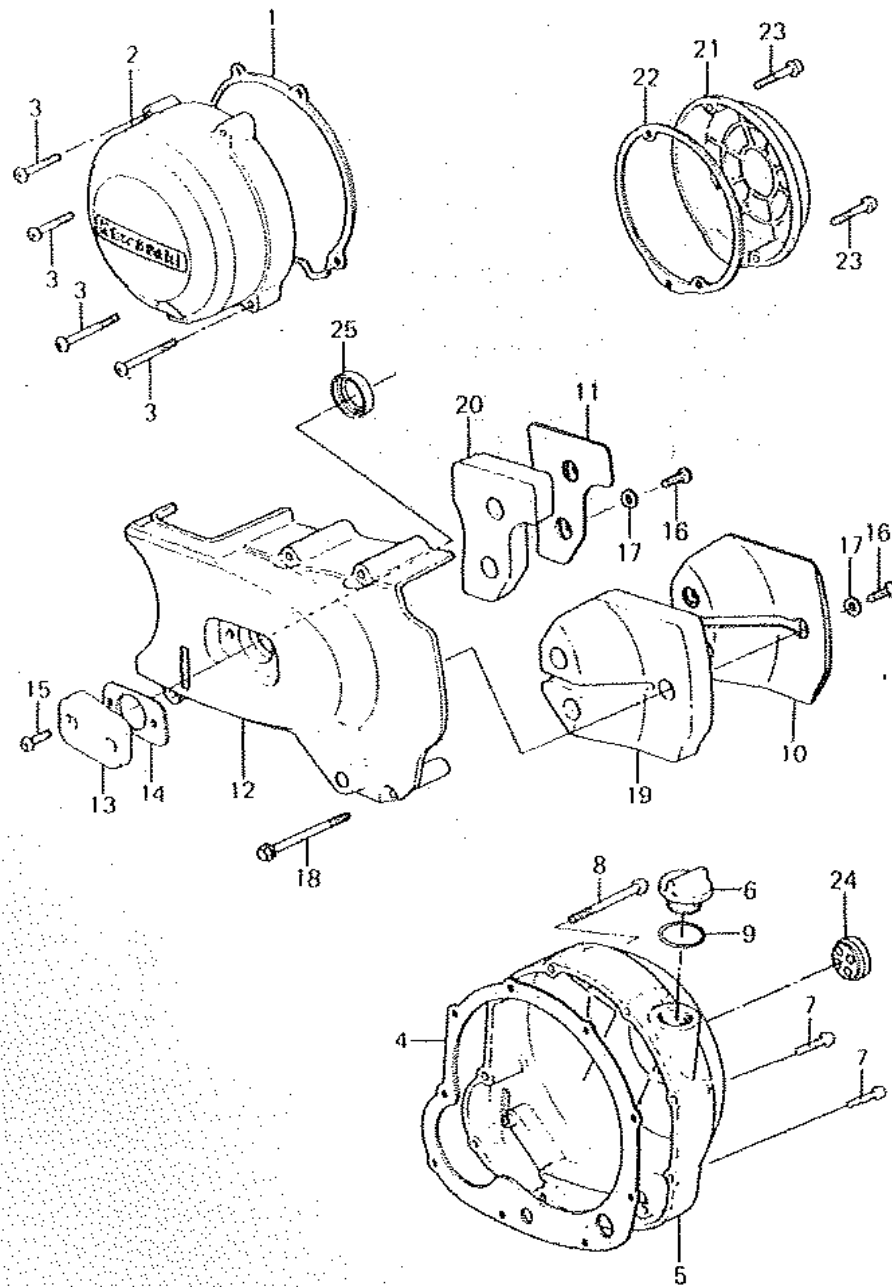
Rev. No.		Date	
----------	--	------	--



Ref. No.	Part No.	Part Name	Quantity	Remarks
1	110G0620	BOLT, hex head, 6 x 20	1	
2	13242-022	PEDAL ASSY, shift	1	
3	13157-007	RUBBER, shift pedal	1	
4	13161-042	LEVER ASSY, shift	1	
5	92001-1003	BOLT, shift drum return spring,	1	
		WHN EXH USE 92001-1401		
	92001-1401	BOLT, shift drum return spring	1	
6	92083-018	SPRING, shift lever	1	
7	92083-028	SPRING, shift pedal return	1	
8	92001-1037	BOLT, neutral positioning	1	
9	92043-076	PIN, neutral positioning	1	
10	92081-112	SPRING	1	
11	92001-174	BOLT, hex head, 10 x 26	1	
12	92024-074	WASHER, lock, 10 m/m	1	

# 12. Engine Covers "A"

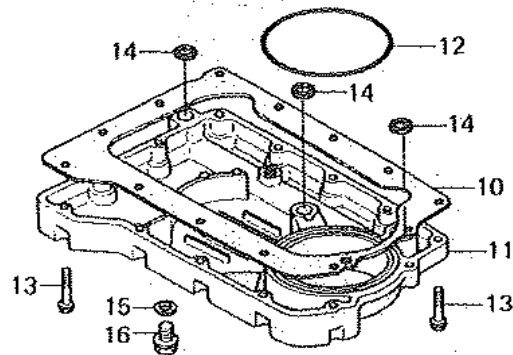
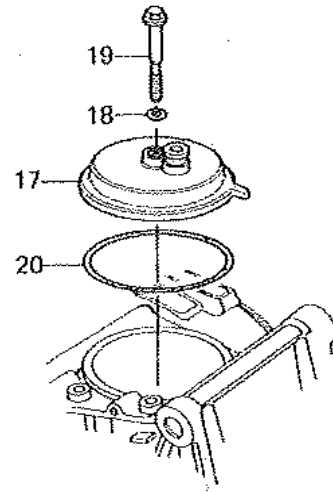
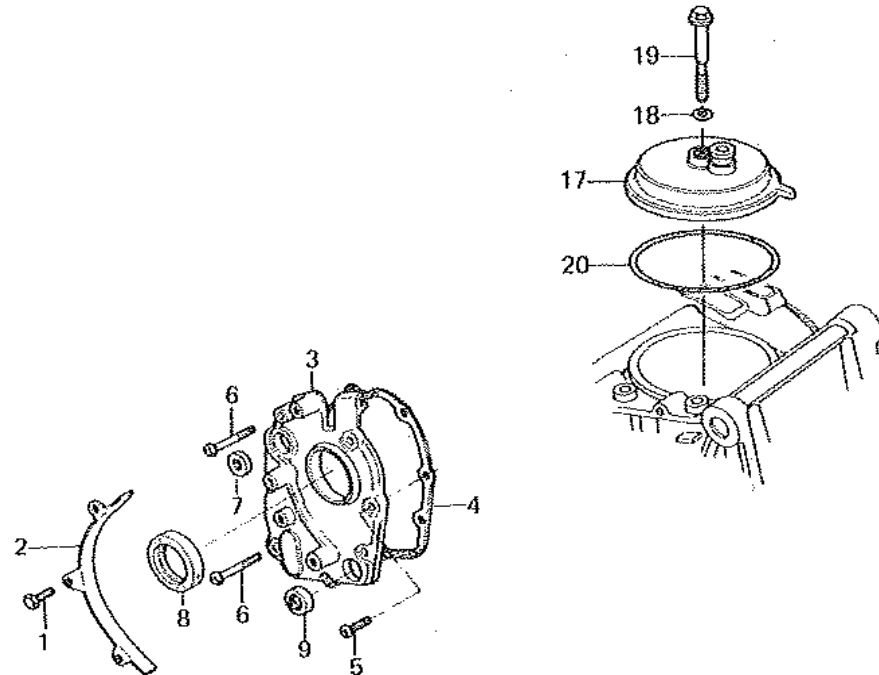
Rev. No.	Date
----------	------



Ref. No.	Part No.	Part Name	Quantity	Remarks
1	11009-1055	GASKET, generator cover	1	
2	14031-1014	COVER, generator	1	
3	22080640	SCREW, pan head, 6 x 40	4	
4	11009-1056	GASKET, clutch cover	1	
5	14032-5004	COVER, clutch	1	
6	16115-013	PLUG, oil filler	1	
7	22080630	SCREW, pan head, 6 x 30	7	
8	22080660	SCREW, pan head, 6 x 60	2	
9	92055-049	"O" RING, 32 m/m	1	
10	14025-1115	COVER, sound arrester damper, rear	1	
11	14025-1116	COVER, sound arrester damper, front	1	
12	14026-1015	COVER, chain	1	Use for 13231-020
	14026-1041	COVER, chain, USE WITH 92049-1003	1	Use for 13102-1008
13	14028-006-80	CAP, clutch adjusting	1	
14	14049-004	GASKET, clutch adjusting cap	1	
15	22080618	SCREW, pan head, 6 x 18	2	
16	22080612	SCREW, pan head, 6 x 12	5	
17	41080600	WASHER, plain, 6 m/m	5	
18	92003-114	BOLT, hex head, 6 x 72	4	
19	92075-1158	DAMPER, chain cover sound arrester, rear	1	
20	92075-1159	DAMPER, chain cover sound arrester, front	1	
21	11012-1098	CAP, contact breaker point	1	
22	14050-011	GASKET, contact breaker point cap	1	
23	22080630	SCREW, pan head, 6 x 30	2	
24	52005-1009	GAUGE, oil level	1	
25	92049-1003	OIL SEAL, clutch release	1	Use for 14026-1041

### 13. Engine Covers "B"

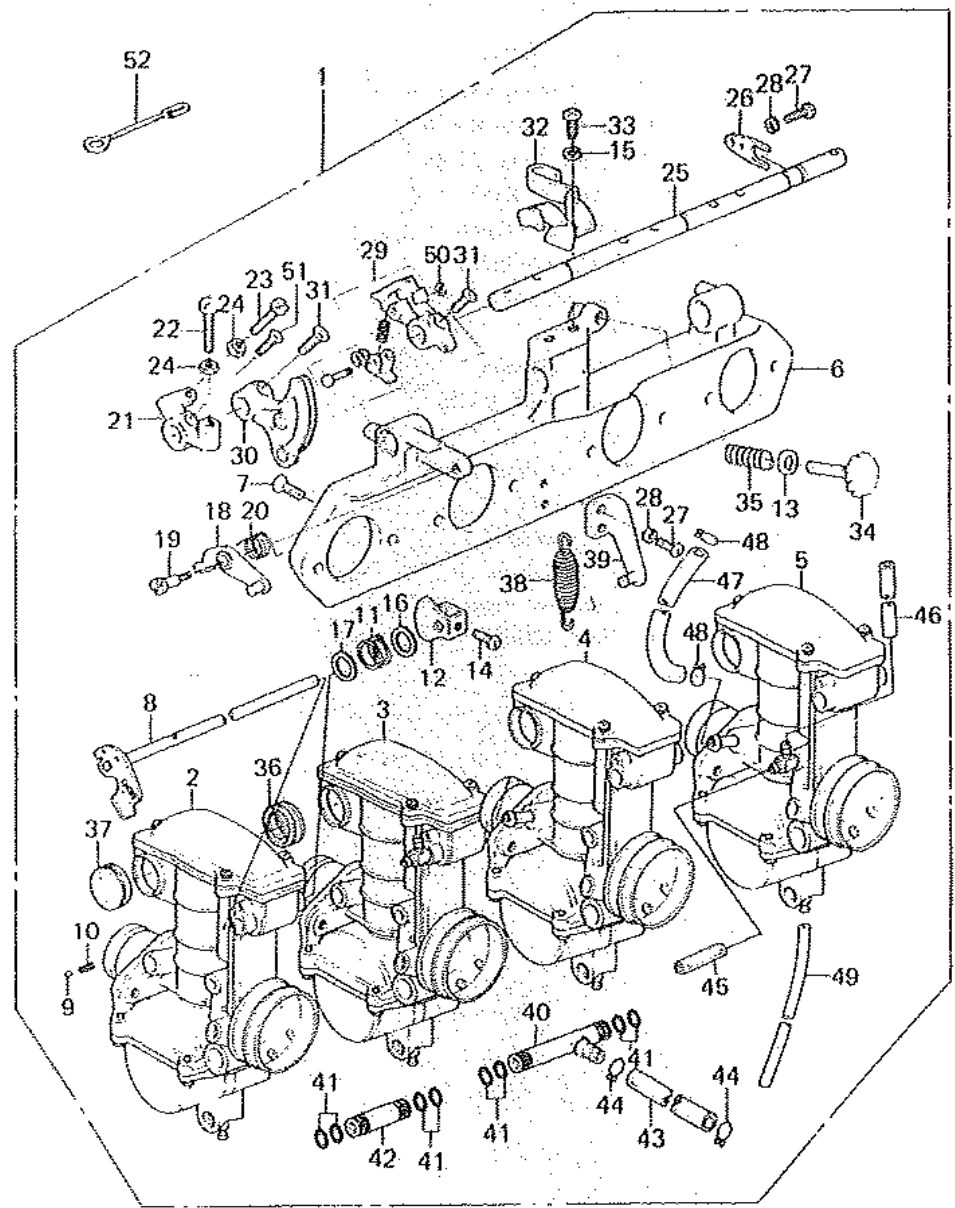
Rev. No.		Date	
----------	--	------	--



Ref. No.	Part No.	Part Name	Quantity	Remarks
1	110B0614	BOLT, hex head, 6 x 14	3	
2	12053-1006	GUIDE, chain	1	
3	14024-011	COVER, transmission	1	
4	14058-005	GASKET, transmission cover	1	
5	220B0620	SCREW, pan head, 6 x 20	5	
6	220B0640	SCREW, pan head, 6 x 40	2	
7	92049-1017	OIL SEAL, SD-8187	1	
8	92050-024	OIL SEAL, SC325211	1	
9	92051-005	OIL SEAL, TB13225.5	1	
10	11009-1057	GASKET, oil pan	1	
11	49034-1002	PAN, oil	1	
12	671B2590	"O" RING, 90 m/m	1	
13	92003-178	BOLT, hex head, 6 x 25	13	
14	92055-077	"O" RING	3	
15	92065-097	GASKET, oil drain plug	1	
16	92066-053	PLUG, oil drain	1	
17	14070-006	COVER, breather	1	
18	670B1508	"O" RING, 8 m/m	1	
19	92003-107	BOLT, breather cover, 8 x 72	1	
20	92055-052	"O" RING, breather cover, 92 m/m	1	

# 14. Carburetor "A" (1/2)

Rev. No.		Date	
----------	--	------	--

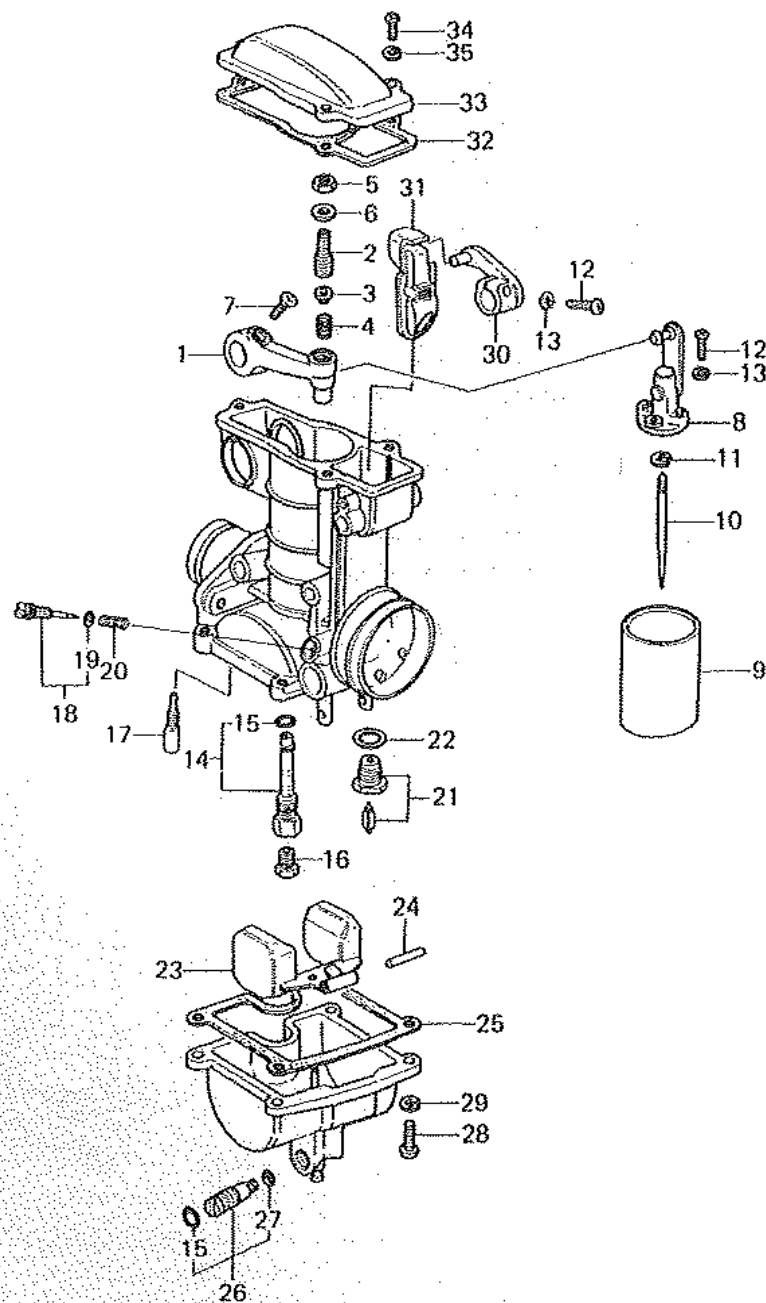


Ref. No.	Part No.	Part Name	Quantity	Remarks
1	16001-1086	CARBURETOR ASSY WHN EXH USE 16001-1302	1	F/No. 000101~005229
	16001-1302	CARBURETOR ASSY,	1	F/No. 005230~
2	16001-1212	CARBURETOR, L. H, outside	1	
3	16001-1213	CARBURETOR, L. H, inside	1	
4	16001-1214	CARBURETOR, R. H, inside	1	
5	16001-1215	CARBURETOR, R. H, outside	1	
6	11034-1588	BRACKET, carburetor	1	
7	221B0616	SCREW, countersunk head, 6 x 16	8	
8	16041-1011	SHAFT, choke lever, WHN EXH USE 14041-1021	1	
	16041-1021	SHAFT, choke lever	1	
9	600A0500	BALL, steel, 5/32"	1	
10	92081-1195	SPRING, choke lever	1	
11	92081-1191	SPRING, choke lever shaft	1	
12	49080-1002	CAM, choke	1	
13	411B0600	WASHER, plain, 6 m/m	1	
14	22080408A	SCREW, pan head, 4 x 8	1	
15	461F0600	WASHER, spring, 6 m/m	2	
16	92022-1168	WASHER, choke lever shaft spring	1	
17	92022-1189	WASHER, choke lever shaft	1	
18	13168-1053	LEVER ASSY, choke & throttle timing	1	
19	92009-1081	SCREW, timing lever	1	
20	92081-1192	SPRING, timing lever return	1	
21	11034-1590	BRACKET, throttle opening stop	1	
22	92009-1082	SCREW, timing lever adjust, 5 x 25	1	
23	92009-1083	SCREW, throttle open stop adjust, 5 x 16	1	
24	312B0500A	NUT, 5 m/m	2	
25	16041-1012	SHAFT, throttle	1	
26	11034-1591	PLATE, throttle shaft stopper	1	
27	22080514A	SCREW, pan head, 5 x 14	3	
28	461F0500	WASHER, spring, 5 m/m	3	
29	13168-1054	LEVER ASSY, throttle cable closing	1	
30	13168-1055	LEVER ASSY, throttle cable opening	1	
31	221B0514A	SCREW, countersunk head, 5 x 14	2	
32	11034-1592	BRACKET, throttle cable guide	1	
33	22080614	SCREW, pan head, 6 x 14	2	
34	16021-1017	SCREW, throttle close stop adjust	1	
35	92081-1193	SPRING, adjust screw	1	



# 15. Carburetor "B"

Rev. No		Date	
---------	--	------	--

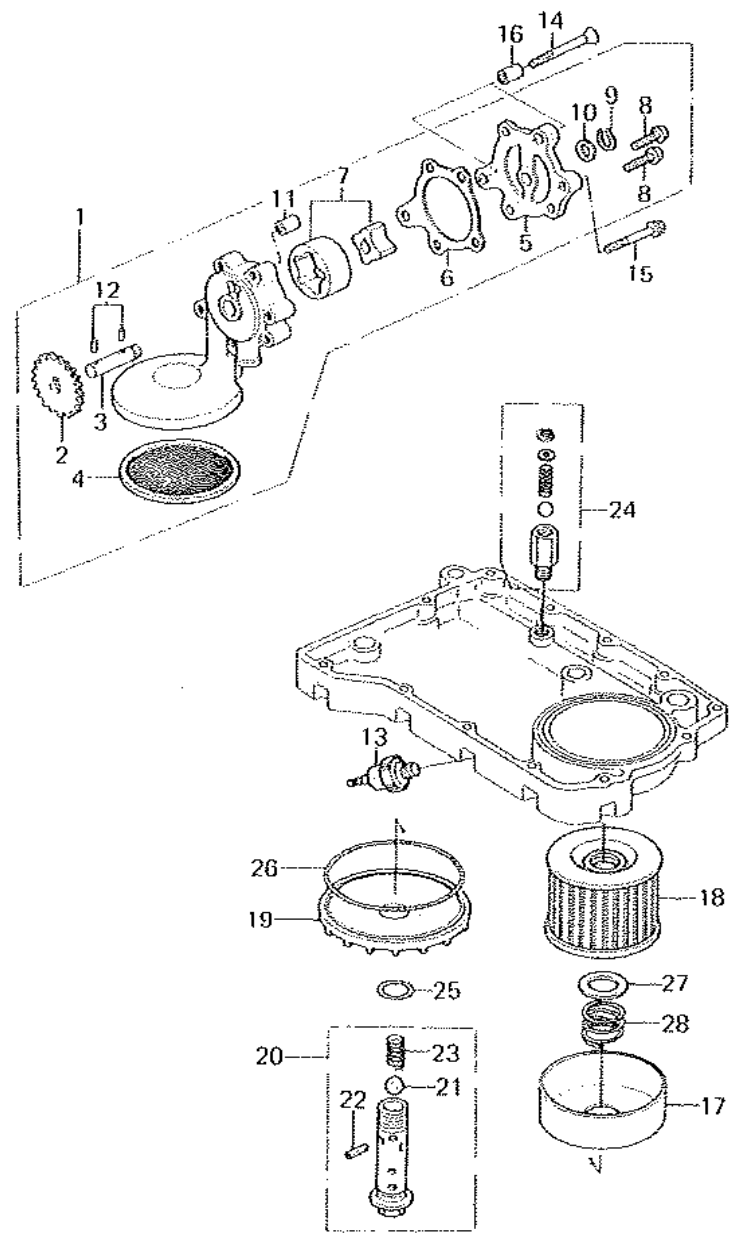


Ref. No.	Part No.	Part Name	Quantity	Remarks
1	21083-1006	ARM, throttle	4	
2	92009-1079	SCREW, throttle arm adjust	4	
3	92043-1065	PIN, throttle arm spring	4	
4	92081-1189	SPRING, throttle arm	4	
5	312B0500A	NUT, 5 m/m	4	
6	92022-1167	WASHER, plain, 5.1 x 10 x 1.5 t	4	
7	92009-1080	SCREW, countersunk head, 4 x 12	4	
8	11034-1587	BRACKET ASSY, throttle valve	4	
9	16025-1037	VALVE, throttle, CA2.5	4	
10	16009-1045	JET NEEDLE, # 4C91	4	
11	92037-1157	CIRCLIP, jet needle, 2 m/m	4	
12	220B0312A	SCREW, pan head, 3 x 12	12	
13	461F0300	WASHER, spring, 3 m/m	12	
14	16017-1045	NEEDLE JET, # V90	4	
15	92055-1069	"O" RING, 5 m/m	8	
16	92063-1046	MAIN JET, # 90	4	
17	92064-1028	PILOT JET, # 32	4	
18	16014-1019	SCREW, air adjusting	4	
19	92055-1070	"O" RING, air screw	4	
20	92081-1190	SPRING, air screw	4	
21	16030-1009	FLOAT VALVE ASSY, # 1.6	4	
22	11009-1160	GASKET, float valve seat	4	
23	16031-1009	FLOAT	4	
24	92043-1066	PIN, float	4	
25	11009-1161	GASKET, float chamber	4	
26	92088-1052	SCREW, drain, WHN EXH USE 92056-1065	4	
	92066-1065	SCREW, drain	4	
27	92055-1071	"O" RING, overflow	4	
28	220B0416A	SCREW, pan head, 4 x 16	16	
29	461F0400	WASHER, spring, 4 m/m	16	
30	21083-1007	ARM, choke	4	
31	16126-1018	VALVE ASSY, choke	4	
32	11009-1162	GASKET, mixing chamber top	4	
33	16005-1008	TOP, mixing chamber	4	
34	220B0414A	SCREW, pan head, 4 x 14	12	
35	461F0400	WASHER, spring, 4 m/m	12	

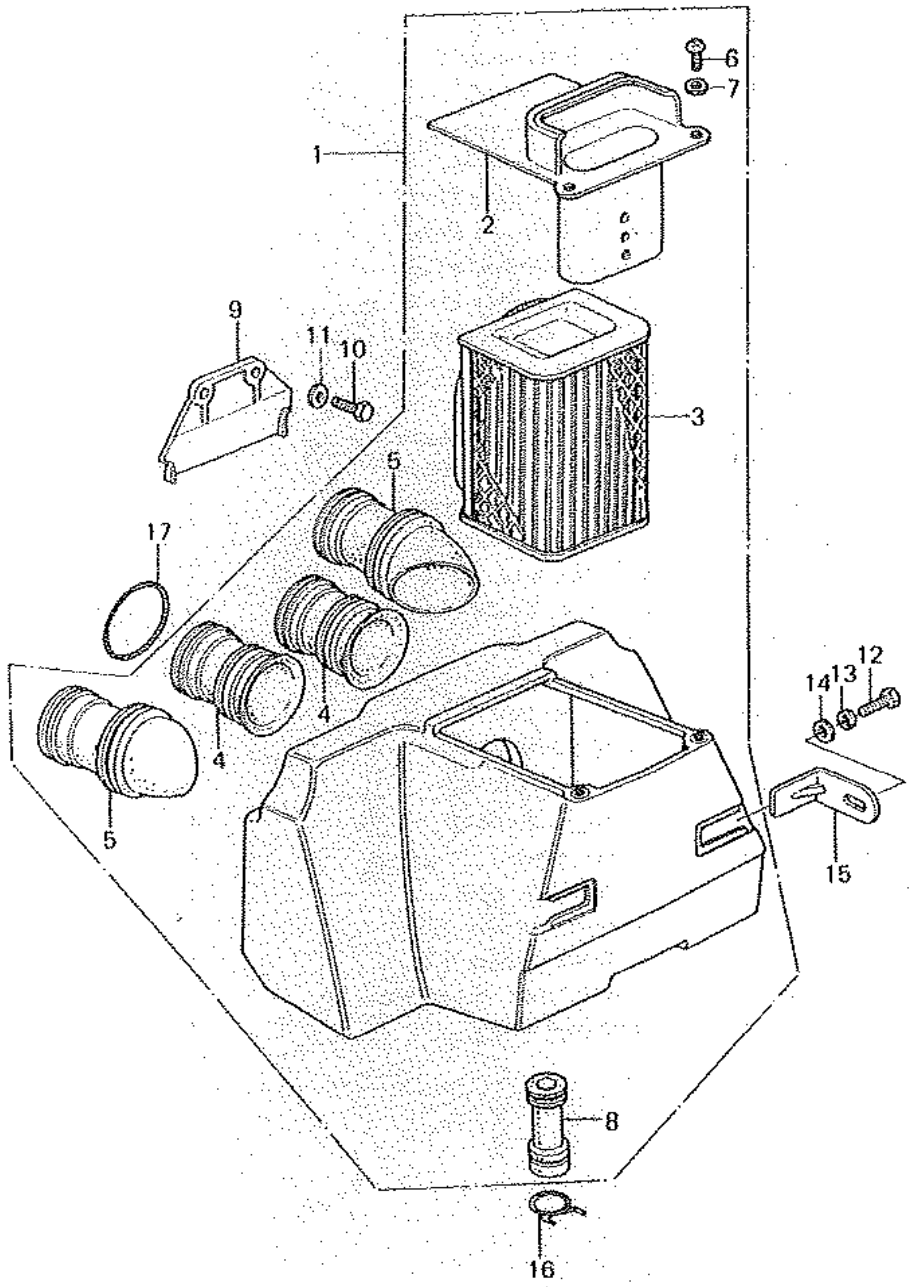
# 6. Oil Pump, Oil Filter

Rev. No.	Date
----------	------

Ref. No.	Part No.	Part Name	Quantity	Remarks
1	16082-064	PUMP ASSY, oil	1	
2	16085-025	GEAR, oil pump, 57T	1	
3	16086-004	SHAFT, oil pump	1	
4	16111-004	STRAINER, oil pump	1	
5	16142-005	COVER, oil pump	1	
6	16145-004	GASKET, oil pump cover	1	
7	16154-003	ROTOR ASSY, oil pump	1	
8	220B0622	SCREW, pan head, 6 x 22	3	
9	480J1100	CIRCLIP, 11 m/m	1	
10	92022-311	WASHER, plain, 11.2 x 15 x 1 t	1	
11	92042-038	PIN, dowel, 8 m/m	1	
12	92042-041	PIN, dowel, 4 x 12.8	2	
13	16144-006	SWITCH ASSY, oil pressure,	1	
		WHNEXH USE 27010-1042		
	27010-1042	SWITCH ASSY, oil pressure	1	
14	221B0655	SCREW, countersunk head, 6 x 55	2	
15	92001-165	BOLT, hex head, 6 x 45	1	
16	92042-050	PIN, dowel, 6.3 x 8 x 28 t	2	
17	13169-1110	PLATE, oil filter	1	
18	16099-003	FILTER, oil pump	1	
19	16101-004	COVER, oil filter	1	
20	16126-1001	VALVE ASSY, oil filter	1	
21	600A1200	BALL, steel, 3/8"	1	
22	92043-111	PIN, spring, 2 x 20 t	1	
23	92081-109	SPRING, piston	1	
24	16130-1001	VALVE ASSY, relief	1	
25	670B2016	"O" RING, 16 m/m	1	
26	671B2590	"O" RING, 90 m/m	1	
27	92022-1012	WASHER, plain, 20.5φ x 30φ x 1.0 t	1	
28	92081-1018	SPRING, oil filter	1	



# 7. Air Cleaner

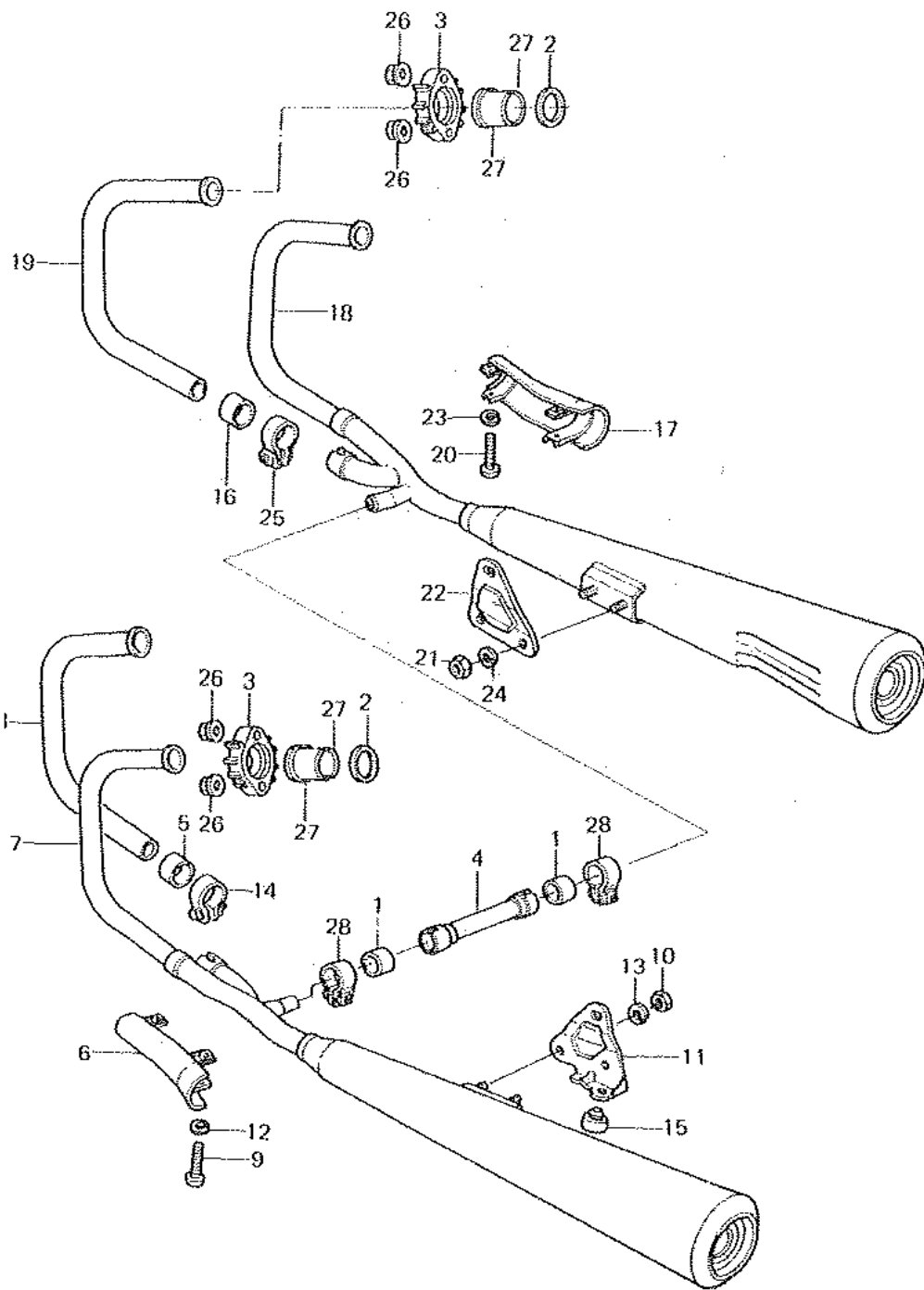


Ref. No.	Part No.	Part Name	Quantity	Remarks
1	11010-1025	AIR CLEANER ASSY, WHN EXH USE 11010-1054	1	
	11010-1054	AIR CLEANER ASSY	1	
2	11012-1048	CAP, air cleaner	1	
3	11013-1013	ELEMENT, air cleaner	1	
4	11015-057	INLET DUCT, # 2, 3	2	
5	11015-063	INLET DUCT, # 1, 4	2	
6	220B0612	SCREW, pan head, 6 x 12	2	
7	410B0600	WASHER, plain, 6 m/m	2	
8	92059-1038	TUBE, breather, L = 63 m/m	1	
9	13169-1114	BAFFLE PLATE, air cleaner, WHN EXH USE 11019-003	1	
	11019-003	BAFFLE PLATE, air cleaner	1	
10	110B0618	BOLT, hex head, 6 x 18	2	
11	411B0600	WASHER, plain, 6 m/m	2	
12	110B0612	BOLT, hex head, 6 x 12	2	
13	461F0600	WASHER, spring, 6 m/m	2	
14	411B0600	WASHER, plain, 6 m/m	2	
15	32070-038	BRACKET, air cleaner	2	
16	92037-028	CLAMP, breather tube	1	
17	92081-047	SPRING, coil, inlet duct band	4	



# 8. Mufflers

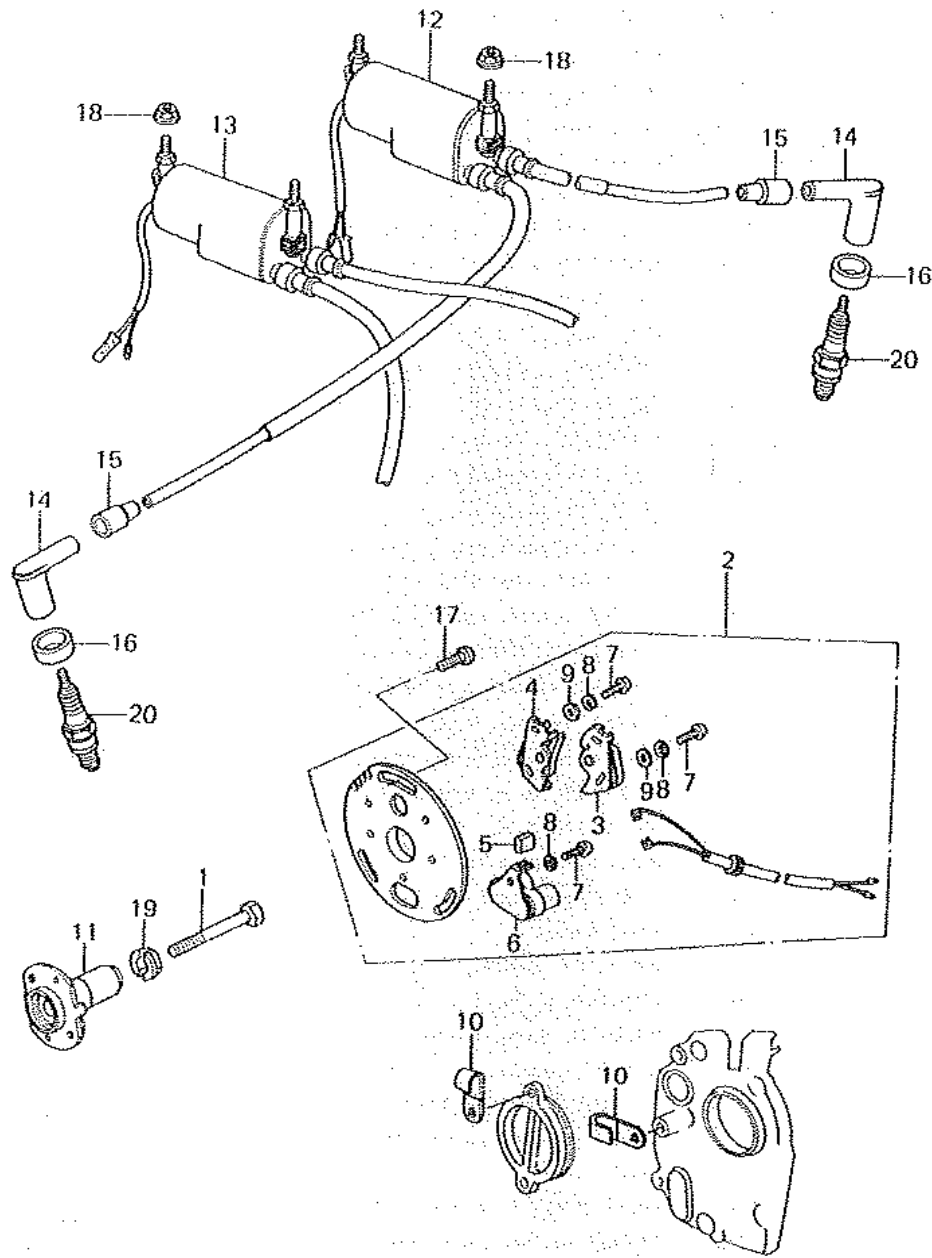
Rev. No.		Date	
----------	--	------	--



Ref. No.	Part No.	Part Name	Quantity	Remarks
1	11009-1011	GASKET, muffler connecting	2	
2	18067-004	GASKET, exhaust pipe holder	4	
3	18069-1086	HOLDER, exhaust pipe	4	
4	32032-1108	PIPE, muffler connecting	1	
5	11009-1073	GASKET, exhaust pipe connecting	1	
6	14025-1054	COVER, muffler, L. H.	1	
7	18001-1076	MUFFLER, L. H. WHN EXH USE 18001-1160	1	
	18001-1160	MUFFLER, L. H. WHN EXH USE 18001-1192	1	
	18001-1192	MUFFLER, L. H.	1	
8	18049-1048	PIPE, exhaust, # 2	1	
9	220B0640	SCREW, pan head, 6 x 40	2	
10	317B0800	NUT, 8 m/m	2	
11	32069-1031	BRACKET, muffler, L. H.	1	
12	461F0600	WASHER, spring, 6 m/m	2	
13	461F0800	WASHER, spring, 8 m/m	2	
14	92037-1089	CLAMP, exhaust pipe connecting, WHN EXH USE 92037-1225	1	
	92037-1225	CLAMP, exhaust pipe connecting	1	
15	92075-015	DAMPER RUBBER, main stand	1	
16	11009-1073	GASKET, exhaust pipe connecting	1	
17	14025-1055	COVER, muffler, R. H.	1	
18	18001-1077	MUFFLER, R. H. WHN EXH USE 18001-1161	1	
	18001-1161	MUFFLER, R. H. WHN EXH USE 18001-1193	1	
	18001-1193	MUFFLER, R. H.	1	
19	18049-1049	PIPE, exhaust, # 3	1	
20	220B0640	SCREW, pan head, 6 x 40	2	
21	317B0800	NUT, 8 m/m	2	
22	32069-1032	BRACKET, muffler, R. H.	1	
23	461F0600	WASHER, spring, 6 m/m	2	
24	461F0800	WASHER, spring, 8 m/m	2	
25	92037-1089	CLAMP, exhaust pipe connecting, WHN EXH USE 92037-1225	1	
	92037-1225	CLAMP, exhaust pipe connecting	1	
26	92015-1078	NUT, 6 m/m	8	
27	92027-264	SPLIT KEEPER, exhaust pipe	8	
28	92037-1045	CLAMP, muffler connecting, WHN EXH USE 92037-1223	2	
	92037-1223	CLAMP, muffler connecting	2	

# 19. Ignition Coil, Contact Breaker, Advancer

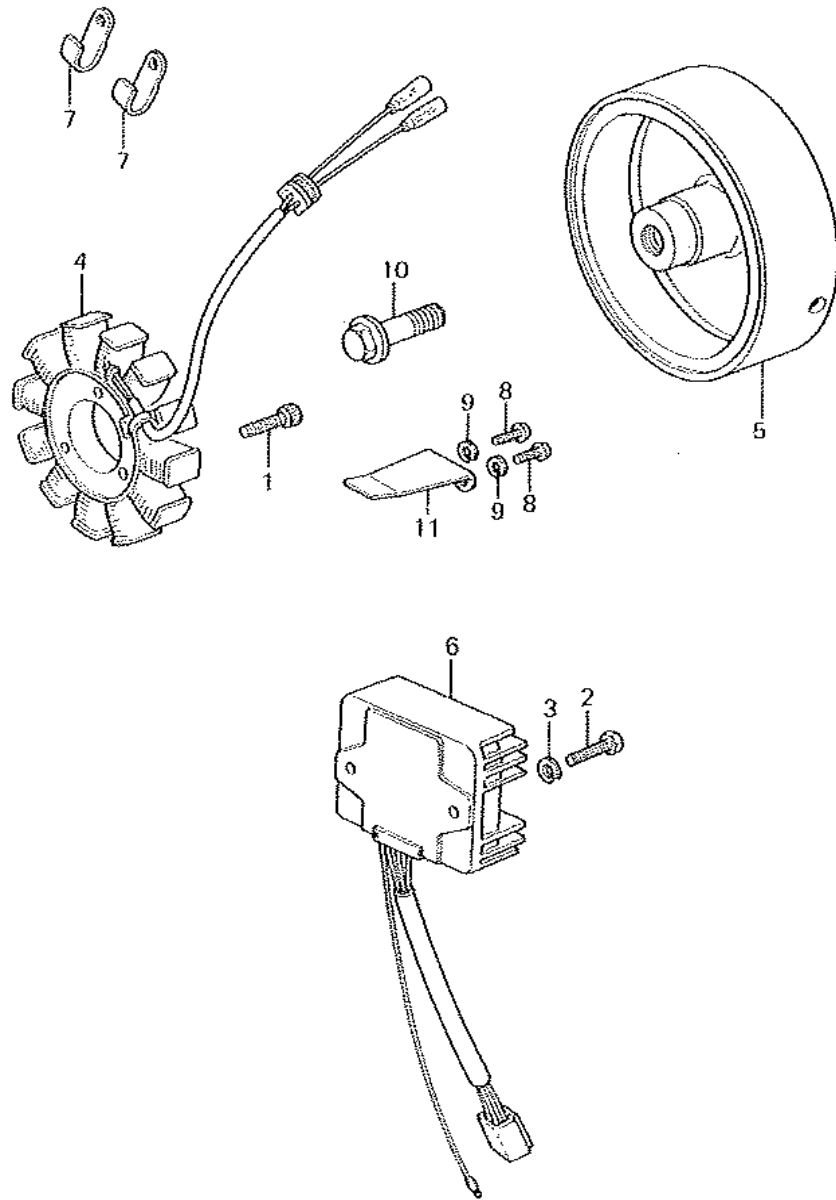
Rev. No.	Date
----------	------



Ref. No.	Part No.	Part Name	Quantity	Remarks
1	110G0863	BOLT, hex head, 8 x 63, WHN EXH USE 92001-1397	1	
2	21008-1006	BREAKER ASSY, contact, WHN EXH USE 21008-1015	1	
	21008-1015	BREAKER ASSY, contact	1	
3	21008-027	BREAKER, contact, # 1, 4	1	
4	21008-028	BREAKER, contact, # 2, 3	1	
5	21019-005	FELT, oil	1	
6	21013-037	CONDENSER	1	
7	220B0408A	SCREW, pan head, 4 x 6	5	
8	461F0400	WASHER, spring, 4 m/m	5	
9	410B0400	WASHER, plain, 4 m/m	4	
10	21126-008	CLAMP	2	
11	21148-1014	ADVANCER, automatic timing	1	
12	21121-1010	COIL, ignition, # 1, 4	1	
13	21121-1011	COIL, ignition, # 2, 3	1	
14	21130-1003	CAP, spark plug, "LD05F" Mark	4	
15	21132-005	GROMMET, spark plug cap	4	
16	92071-1015	GROMMET, spark plug cap	4	
17	220B0512A	SCREW, pan head, 5 x 12	3	
18	92015-1078	NUT, 6 m/m	4	
19	92022-244	WASHER, advancer	1	
20	92070-1011	SPARK PLUG, NGK D8EA	4	

# 0. Generator, Regulator

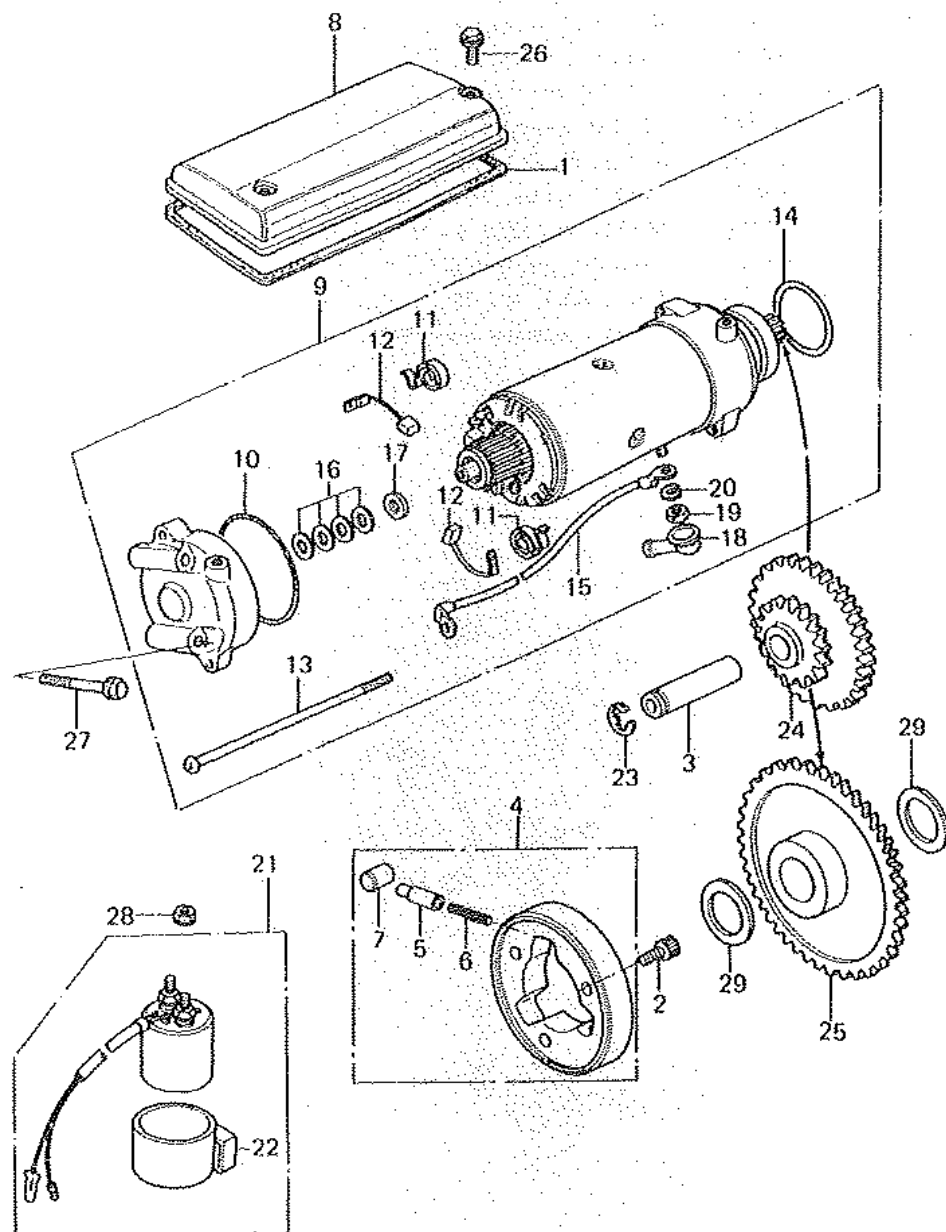
Rev. No.	Date
----------	------



Ref. No.	Part No.	Part Name	Quantity	Remarks
1	120P0628	BOLT, socket, 6 x 28	3	
2	110B0625	BOLT, hex head, 6 x 25	2	
3	461F0600	WASHER, spring, 6 m/m	2	
4	21003-1013	STATOR ASSY, generator	1	
5	21050-1007	ROTOR, generator	1	
6	21066-1011	REGULATOR, voltage	1	
7	21126-008	CLAMP, contact breaker lead wire	2	
8	220B0512A	SCREW, pan head, 5 x 12	2	
9	461F0500	WASHER, spring, 5 m/m	2	
10	92001-1201	BOLT, rotor, 10 x 40	1	
11	92037-1122	CLAMP, generator lead wire	1	

# 21-1. Starter Motor, Magnetic Switch, Oneway Clutch (Z400-E1/E2)

Rev. No.		Date	
----------	--	------	--

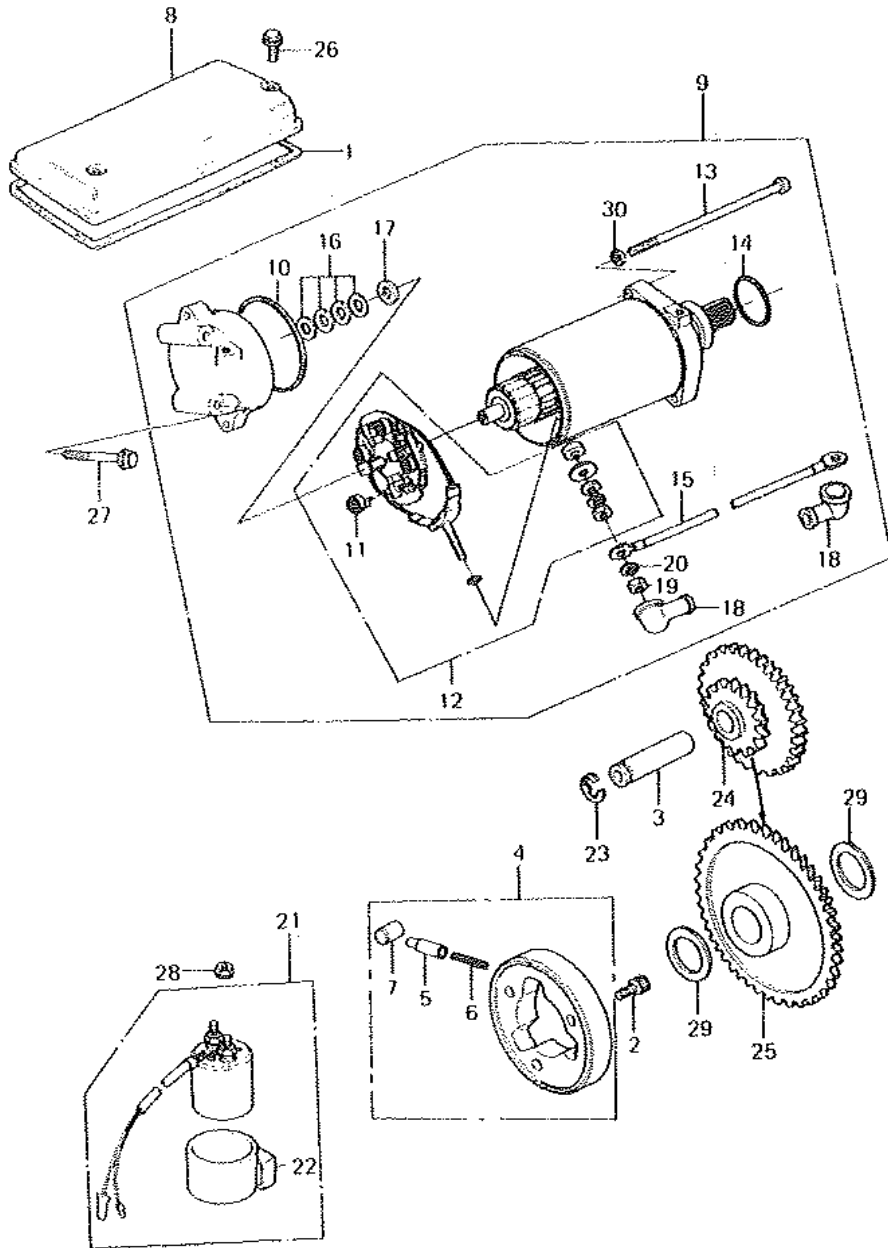


Ref. No.	Part No.	Part Name	Quantity	Remarks
1	11009-1069	GASKET, starter motor cover	1	
2	120P0812	BOLT, socket, 8 x 12	3	
3	13107-1006	SHAFT, idle gear	1	
4	13193-1002	CLUTCH ASSY, oneway	1	
5	92043-132	PIN, oneway clutch	3	
6	92081-159	SPRING, oneway clutch	3	
7	92122-006	ROLLER, oneway clutch	3	
8	14025-1050	COVER, starter motor	1	
9	21163-1004	MOTOR ASSY, starter,	1	
		WHN EXH USE 21163-1010		
	21163-1010	MOTOR ASSY, starter	1	
10	21027-003	"O" RING	1	
11	21040-003	SPRING, carbon brush	2	
12	21039-003	BRUSH, carbon	2	
13	21015-005	SCREW, pan head, 6 x 110	2	
14	21027-004	"O" RING, 25 m/m	1	
15	26011-1028	WIRE, starter motor lead	1	
16	21025-011	WASHER, thrust, 0.2 t	4	
17	21025-010	WASHER, thrust, 1.6 t	1	
18	21017-017	CAP, starter motor terminal	1	
19	31280600	NUT, 6 m/m	1	
20	461F0600	WASHER, spring, 6 m/m	1	
21	21164-005	SWITCH, magnetic	1	
22	21064-002	DAMPER, magnetic switch shock	1	
23	482K0200	CIRCLIP, 12 m/m	1	
24	59051-1011	GEAR, idle, 83T x 21T	1	
25	59051-1018	GEAR, oneway clutch, 58T	1	
26	92001-1151	BOLT, hex head, 6 x 10	2	
27	92003-110	BOLT, hex head, 6 x 54	2	
28	92015-1078	NUT, 6 m/m	2	
29	92026-1025	SPACER, oneway clutch gear, 25 x 36 x 3.2 t	2	

# 1-2. Starter Motor, Magnetic Switch, Oneway Clutch (Z400-E3~)

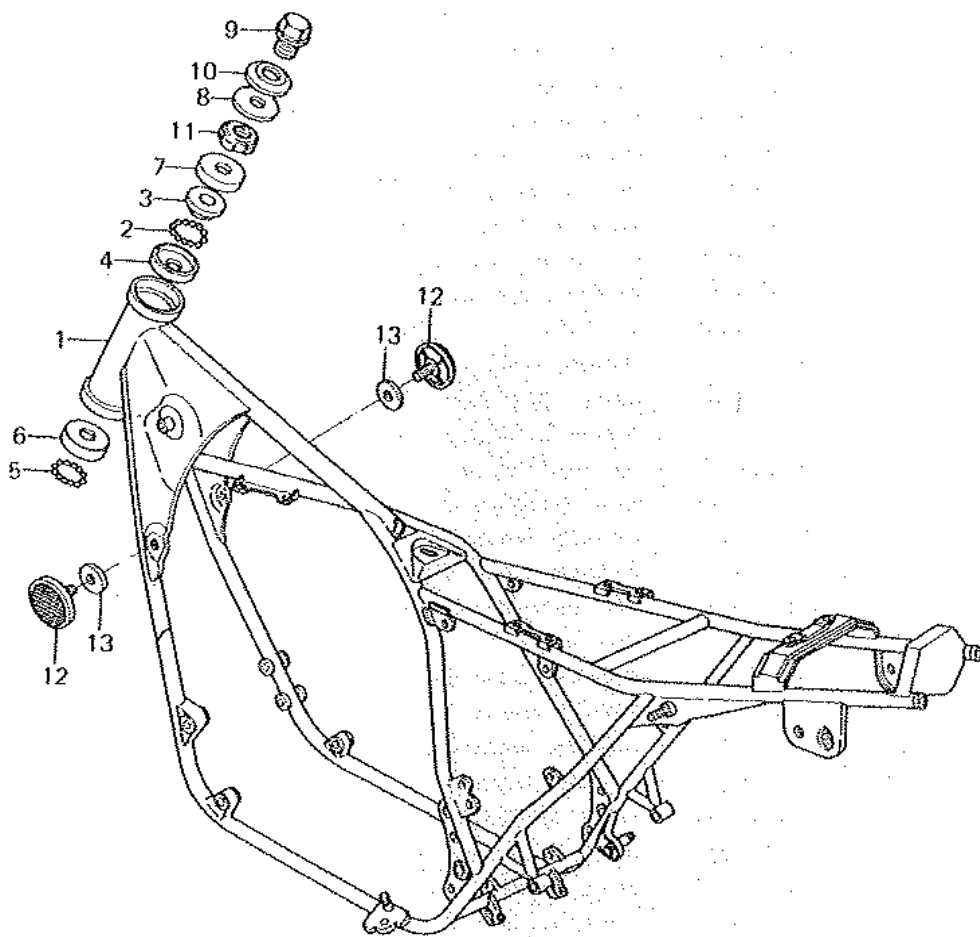
Rev. No.	Date

Ref. No.	Part No.	Part Name	Quantity	Remarks
1	11009-1069	GASKET, starter motor cover	1	
2	92001-1357	BOLT, socket, 8 x 11, WHN EXH USE 92001-1424	3	
	92001-1424	BOLT, socket, 8 x 10	3	
3	13107-1006	SHAFT, idle gear	1	
4	13193-1002	CLUTCH ASSY, oneway	1	
5	92043-132	PIN, oneway clutch	3	
6	92081-159	SPRING, oneway clutch	3	
7	92122-006	ROLLER, oneway clutch	3	
8	14025-1050	COVER, starter motor	1	
9	21163-1010	MOTOR ASSY, starter	1	
10	92055-1086	"O" RING	1	
11	21040-1002	SPRING, carbon brush	4	
12	21039-1005	BRUSH SET, carbon	1	
13	21015-005	SCREW, pan head, 6 x 110	2	
14	21027-004	"O" RING, 25 m/m	1	
15	26011-1073	WIRE, starter motor lead	1	
16	21025-011	WASHER, thrust, 0.2 t	4	
17	92022-1132	WASHER, thrust, 0.8t	1	
18	21017-017	CAP, starter motor terminal	2	
19	312B0600	NUT, 6 m/m	1	
20	461F0600	WASHER, spring, 6 m/m	1	
21	21164-005	SWITCH, magnetic	1	
22	21064-002	DAMPER, magnetic switch shock	1	
23	482K0200	CIRCLIP, 12 m/m	1	
24	59051-1011	GEAR, idle, 83T x 21T	1	
25	59051-1018	GEAR, oneway clutch, 58T	1	
26	92001-1151	BOLT, hex head, 6 x 10	2	
27	92003-110	BOLT, hex head, 6 x 54	2	
28	92015-1078	NUT, 6 m/m	2	
29	92026-1025	SPACER, oneway clutch gear, 25 x 36 x 3.2 t	2	
30	461F0500	WASHER, spring, 5 m/m	2	



## 2. Frame

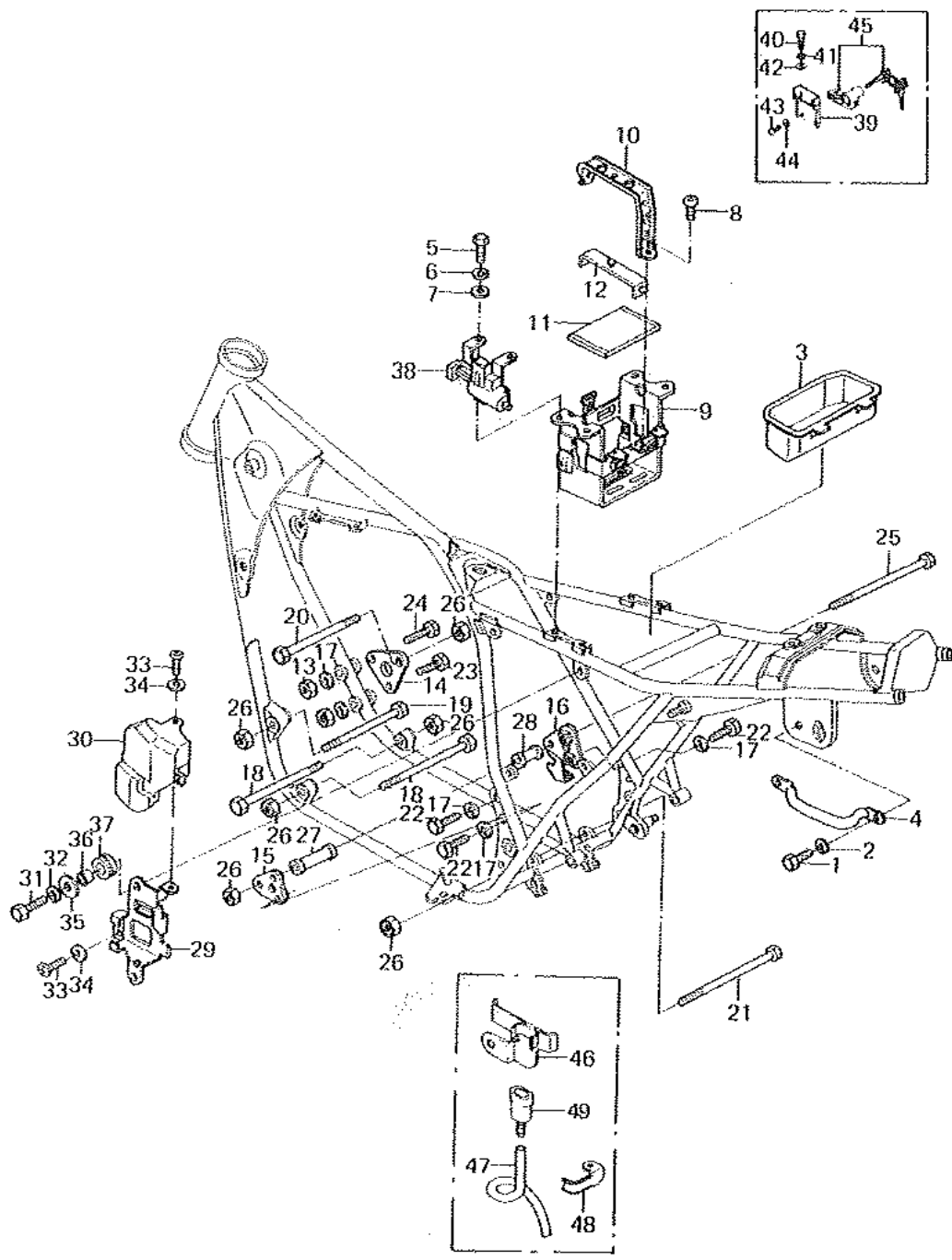
Rev. No.	Date
----------	------



Ref. No.	Part No.	Part Name	Quantity	Remarks
1	32002-1067	FRAME	1	Z400-E1/E2
	32002-1173	FRAME	1	Z400-E3~
2	600A0800	BALL, steel, 1/4"	19	
3	92047-011	CONE, steering stem head, upper	1	
4	92048-006	RACE, steering stem head, upper	1	
5	600A0800	BALL, steel, 1/4"	20	
6	92048-008	RACE, steering stem head, lower	1	
7	46098-016	CAP, steering stem head	1	
8	46100-003	WASHER, wave	1	
9	92007-031	BOLT, steering stem head	1	
10	92022-230	WASHER, steering stem head	1	
11	92090-007	NUT, steering stem head	1	
12	28012-016	REFLECTOR, front reflex	2	
13	92094-011	WASHER, reflector	2	

# 23. Frame Fitting, Battery Case, Electro Base Bracket (1/2)

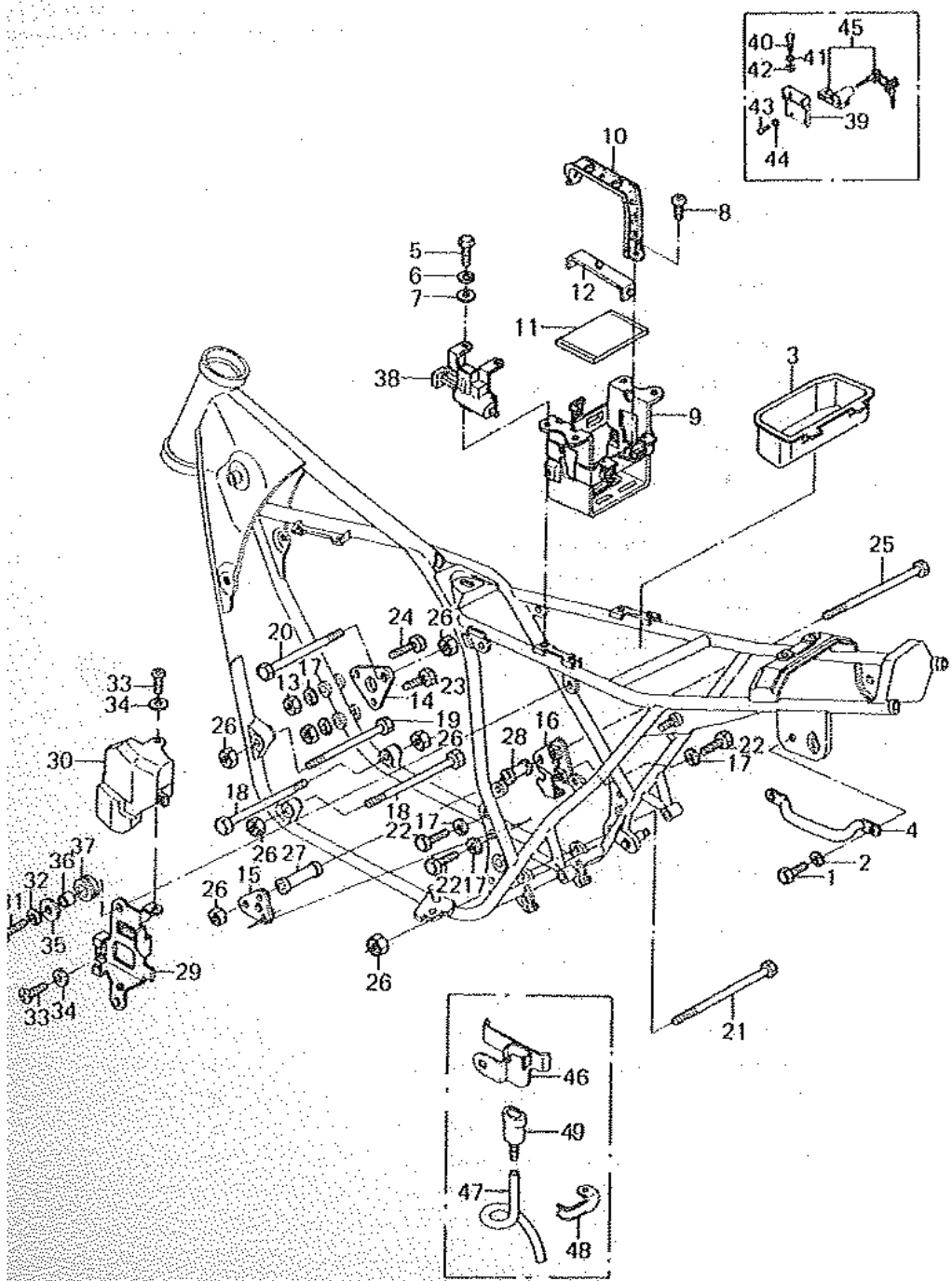
Rev. No.		Date	
----------	--	------	--



Ref. No.	Part No.	Part Name	Quantity	Remarks
1	114B0816	BOLT, hex head, 8 x 16	1	
2	461F0800	WASHER, spring, 8 m/m	1	
3	32098-1005	CASE, tool	1	
4	32109-1005	GRIP, frame	1	
5	110B0612	BOLT, hex head, 6 x 12	4	
6	461F0600	WASHER, spring, 6 m/m	4	
7	410B0600	WASHER, plain, 6 m/m	4	
8	22080612	SCREW, pan head, 6 x 12	1	
9	32097-1013	CASE, battery, WHN EXH USE 32097-1026	1	
	32097-1026	CASE, battery	1	
10	92072-1019	BAND, battery	1	
11	92075-1076	DAMPER, battery base	1	
12	92075-1113	DAMPER, battery band	1	
13	317B0800	NUT, 8 m/m	2	
14	32029-1048	BRACKET, engine, front, R. H.	1	
15	32029-1049	BRACKET, engine, rear, L. H.	1	
16	32029-1050	BRACKET, engine, rear, R. H.	1	
17	461F0800	WASHER, spring, 8 m/m	6	
18	92001-1048	BOLT, hex head, 10 x 84	2	
19	92001-1049	BOLT, hex head, 10 x 72	1	
20	92001-1107	BOLT, hex head, 10 x 62	1	
21	92001-1109	BOLT, hex head, 10 x 179	1	
22	110G0840	BOLT, hex head, 8 x 40,	4	WHN EXH USE 92001-1383
			4	92001-1383 BOLT, hex head, 8 x 40
23	110G0859	BOLT, hex head, 8 x 59,	1	WHN EXH USE 92001-1345
			1	92001-1345 BOLT, hex head, 8 x 60
24	110G0863	BOLT, hex head, 8 x 63,	1	WHN EXH USE 92001-1397
			1	92001-1397 BOLT, hex head, 8 x 63
25	92003-161	BOLT, hex head, 10 x 255	1	
26	92019-021	NUT, lock, 10 m/m	6	
27	92027-1109	COLLAR, L = 57.5 m/m	1	
28	92027-1110	COLLAR, L = 37 m/m	1	

### 3. Frame Fitting, Battery Case, Electro Base Bracket (2/2)

Rev. No.	Date
----------	------

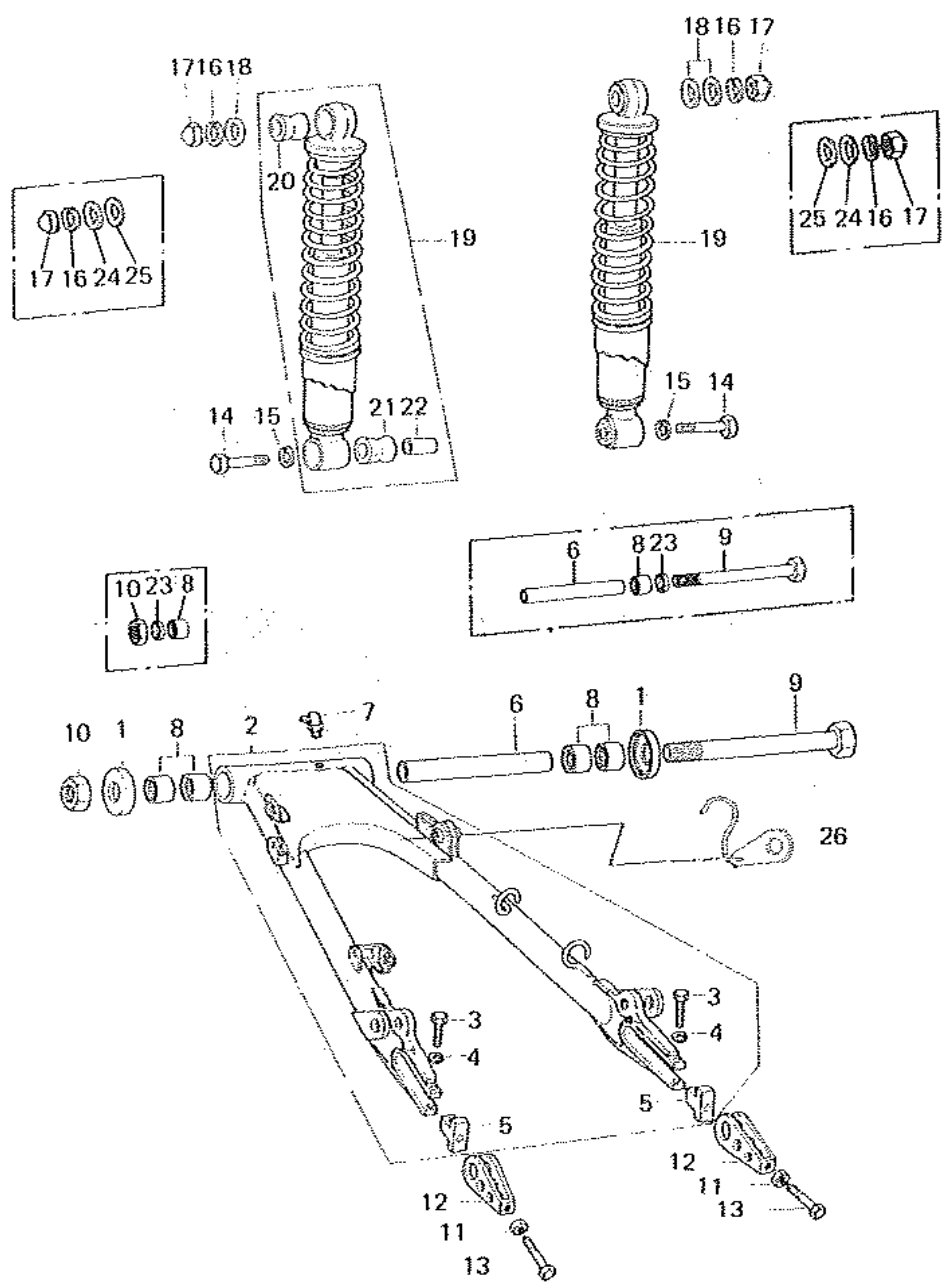


Ref. No.	Part No.	Part Name	Quantity	Remarks
29	11034-1239	BRACKET, electro base	1	
30	14025-1049	COVER, electro	1	
31	11080620	BOLT, hex head, 6 x 20	2	
32	461F0600	WASHER, spring, 6 m/m	2	
33	22080612	SCREW, pan head, 6 x 12	2	
34	92022-024	WASHER, plain, 7 x 16 x 1.2t	2	
35	92022-125	WASHER, plain, 6.5 x 20 x 1.6t	2	
36	92027-165	COLLAR, L = 7.5 m/m	2	
37	92075-149	DAMPER RUBBER	2	
38	53045-1001	HOOK ASSY, helmet	1	
39	11034-1926	BRACKET, helmet lock	1	
40	11080614	BOLT, hex head, 6 x 14	2	} Z400-E3~
41	461F0600	WASHER, spring, 6 m/m	2	
42	41180600	WASHER, plain, 6 m/m	2	
43	22080610A	SCREW, pan head, 5 x 10	2	
44	461F0500	WASHER, spring, 5 m/m	2	
45	27016-5038	LOCK ASSY, helmet	1	
46	11036-1047	BRACKET, battery breather tube	1	
47	701Q06530	TUBE-PVC, 6 x 530	1	
48	92037-1246	CLAMP, battery breather tube	1	
49	92059-101	TUBE, battery breather	1	



# 1. Swing Arm, Rear Shock Absorber

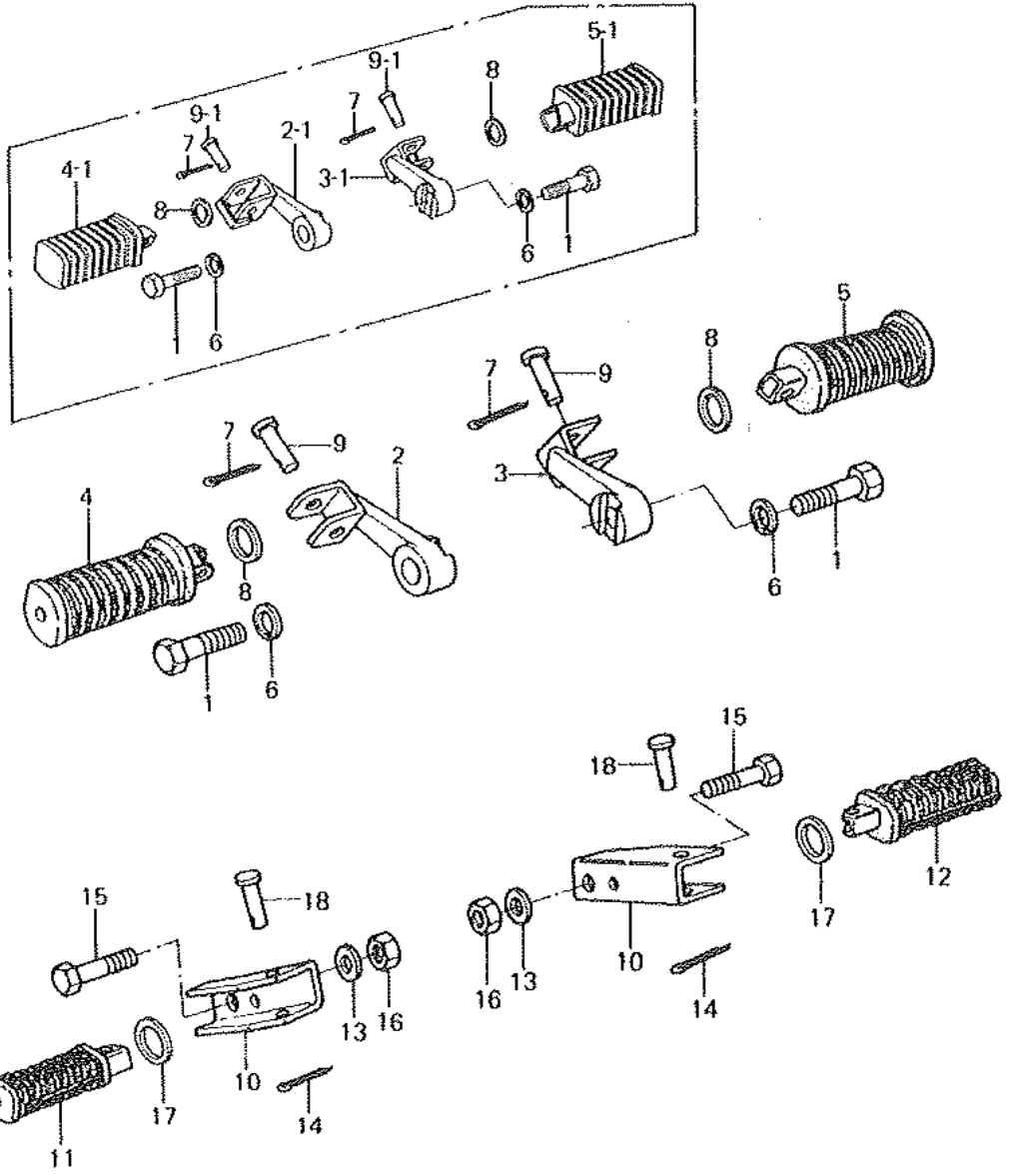
Rev. No.		Date	
----------	--	------	--



Ref. No.	Part No.	Part Name	Quantity	Remarks
1	11012-1029	CAP, swing arm	2	Z400-E1/E2
2	33001-1032	SWING ARM, WHN EXH USE 33001-1050	1	Z400-E1/E2
	33001-1050	SWING ARM, WHN EXH USE 33001-1095	1	
	33001-1095	SWING ARM	1	Z400-E3~
3	110G0836	BOLT, hex head, 8 x 36	2	
4	461F0800	WASHER, spring, 8 m/m	2	
5	33044-002	STOPPER, chain adjust	2	
6	42036-1018	SLEEVE, swing arm, 14.1 x 22 x 225.5	1	
7	92005-002	GREASE NIPPLE, swing arm	1	Use for 33001-1032/1050
8	92046-061	BEARING, needle, 22BTM2816	4	Use for 33001-1032/1050
	92046-061	BEARING, needle, 22BTM2816	2	Use for 33001-1095
9	33032-1004	SHAFT, swing arm pivot, 14 x 307	1	
10	92019-011	NUT, lock, 14 m/m	1	
11	318B0800	NUT, 8 m/m	2	
12	33040-056	ADJUSTER, chain	2	
13	92001-038	BOLT, chain adjuster,	2	Z400-E1/E2
	WHN EXH USE 92001-1399			
	92001-1399	BOLT, chain adjuster	2	Z400-E3~
14	113N1035	BOLT, hex head, 10 x 35	2	
15	461F1000	WASHER, spring, 10 m/m	2	
16	461F1000	WASHER, spring, 10 m/m	2	
17	92020-003	NUT, cap, 10 m/m	2	
18	92022-176	WASHER, plain, 10 x 22 x 3.2	3	Z400-E1/E2
19	45014-1036	SHOCK ABSORBER, rear	2	Z400-E1/E2
	45014-1102	SHOCK ABSORBER, rear	2	Z400-E3~
20	45017-015	BUSHING, shock absorber, upper	2	
21	45017-012	BUSHING, shock absorber, lower	2	
22	45016-008	BUSHING, shock absorber, lower	2	
23	92049-1059	OIL SEAL, MHA22284	2	
24	411B1000	WASHER, plain, 10.5 x 22 x 1.6	2	Z400-E3~
25	92022-176	WASHER, plain, 10.5 x 22 x 3.2	2	
26	92037-1061	CLAMP, rear brake hose	1	

# 5. Footrests

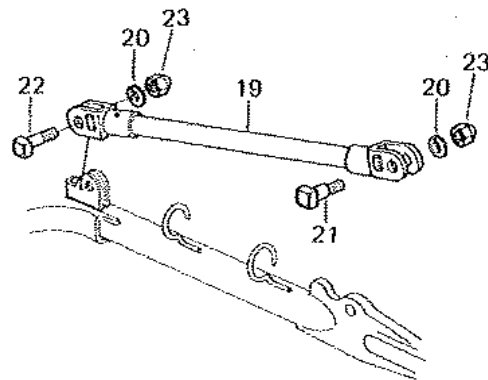
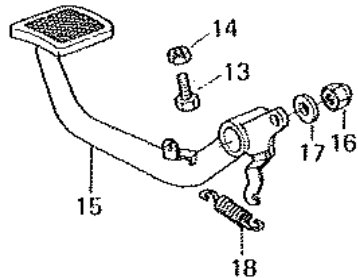
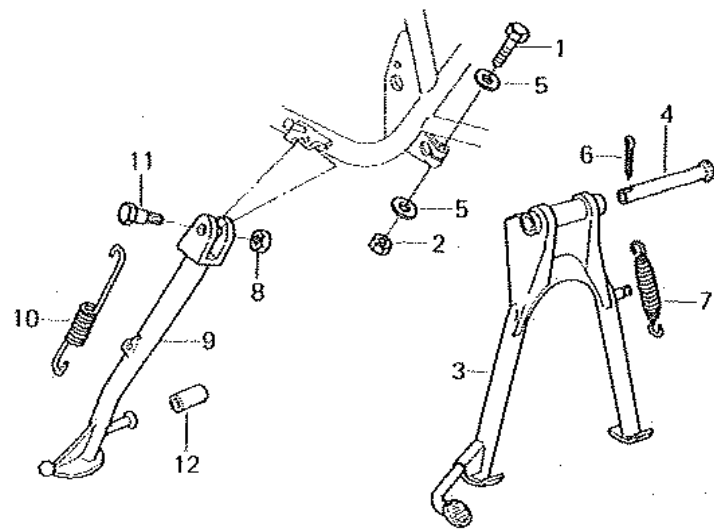
Rev. No.	Date
----------	------



Ref. No.	Part No.	Part Name	Quantity	Remarks
1	113G1230A	BOLT, hex head, 12 x 30	2	
2	34003-1021	HOLDER, footrest step, L. H.	1	Z400-E1/E2
2-1	34003-1074	HOLDER, footrest step, L. H.	1	Z400-E3~
3	34003-1022	HOLDER, footrest step, R. H.	1	Z400-E1/E2
3-1	34003-1075	HOLDER, footrest step, R. H.	1	Z400-E3~
4	34028-1002	STEP, front footrest, L. H.	1	Z400-E1/E2
4-1	34028-1019	STEP, front footrest, L. H.	1	Z400-E3~
5	34028-1003	STEP, front footrest, R. H.	1	Z400-E1/E2
5-1	34028-1020	STEP, front footrest, R. H.	1	Z400-E3~
6	461F1200	WASHER, spring, 12 m/m	2	
7	550D2516	PIN, cotter, 2.5 x 16	2	
8	92022-250	WASHER, plain, 25 x 36 x 2.3 t	2	
9	92043-080	PIN, footrest step, front	2	Z400-E1/E2
9-1	92043-115	PIN, footrest step, front	2	Z400-E3~
10	34003-1025	HOLDER, rear footrest step	2	
11	34028-1009	STEP, rear footrest, L. H.	1	
12	34028-1010	STEP, rear footrest, R. H.	1	
13	411B1000	WASHER, plain, 10 m/m	2	
14	550D2012	PIN, cotter, 2.0 x 12	2	
15	92003-213	BOLT, hex head, 10 x 40	2	
16	92019-021	NUT, lock, 10 m/m	2	
17	92022-181	WASHER, plain, 22.5 x 30 x 2.6t	2	
18	92043-079	PIN, footrest step, rear	2	

# 26. Stands, Brake Pedal, Torque Link

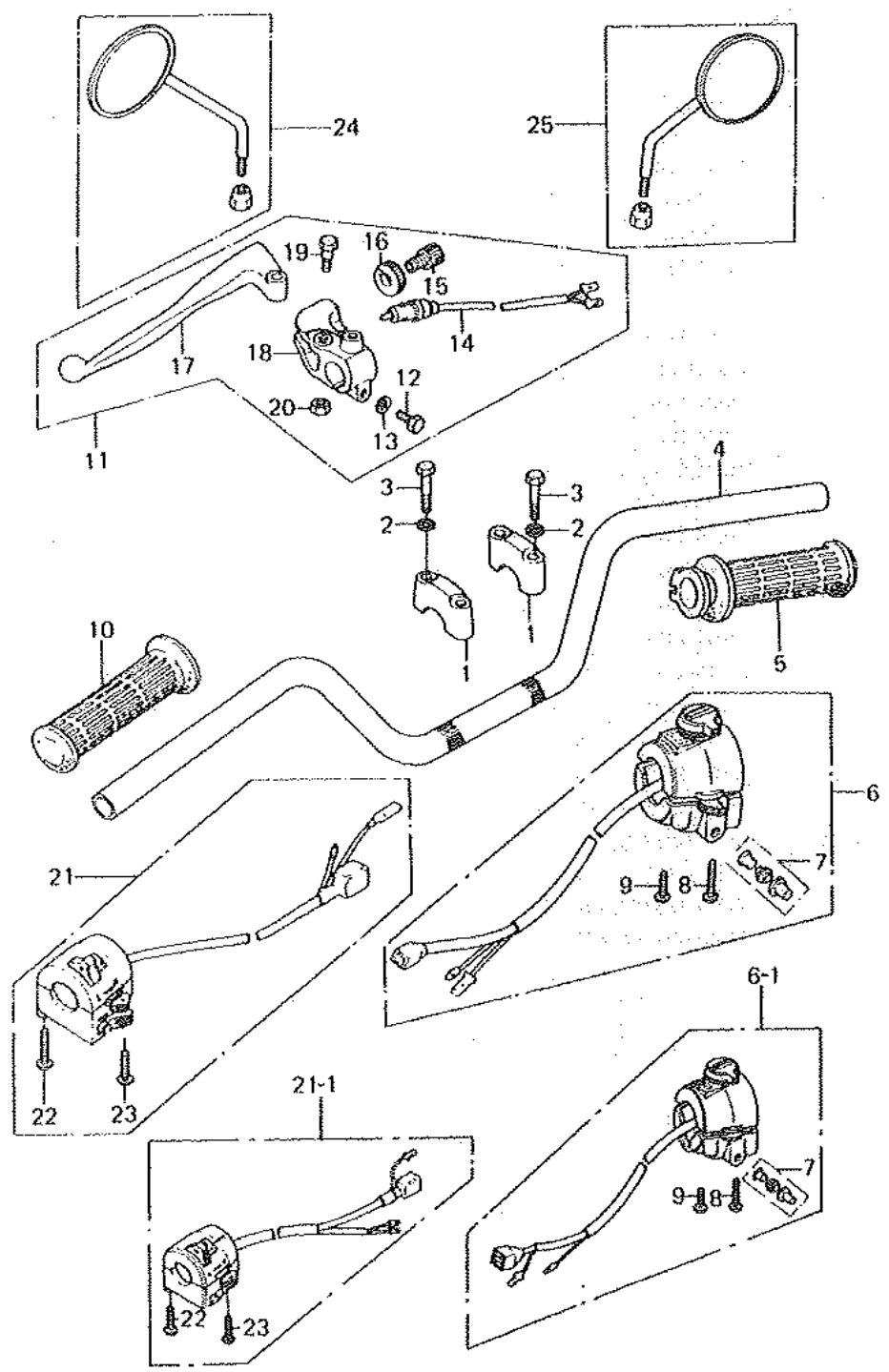
Rev. No.		Date	
----------	--	------	--



Ref. No.	Part No.	Part Name	Quantity	Remarks
1	114G0840	BOLT, hex head, 8 x 40	2	
2	317B0800	NUT, 8 m/m	2	
3	34011-1010	STAND, main	1	
4	34019-016	SHAFT, main stand	1	
5	410B0800	WASHER, plain, 8 m/m	4	
6	550D3030	PIN, cotter, 3.0 x 30	1	
7	92081-1145	SPRING, main stand	1	
		WHN EXH USE 92081-1265		
	92081-1265	SPRING, main stand	1	
8	315B1000	NUT, 10 m/m	1	
9	34024-1020	STAND, side, WHN EXH USE 34024-1036	1	
	34024-1036	STAND, side	1	
10	34025-005	SPRING, side stand	1	
11	92003-079	BOLT, side stand	1	
12	92075-031	DAMPER RUBBER, side stand	1	
13	110B0620	BOLT, hex head, 6 x 20	1	
14	311B0800	NUT, 6 m/m	1	
15	43001-1027	PEDAL, brake	1	
16	92019-013	NUT, lock, 8 m/m, WHN EXH USE 92015-1131	1	
	92016-1131	NUT, lock, 8 m/m	1	
17	92022-195	WASHER, plain, 8.5 x 20 x 1.6t	1	
18	92081-1147	SPRING, brake pedal return	1	
19	43007-1008	TORQUE LINK, rear caliper	1	
20	461F1000	WASHER, spring, 10 m/m	2	
21	92001-1177	BOLT, rear caliper	1	
22	92001-1208	BOLT, swing arm, 10 x 45	1	
23	92019-004	NUT, lock, 10 m/m	2	

# Handlebar Grips, Rear View Mirrors

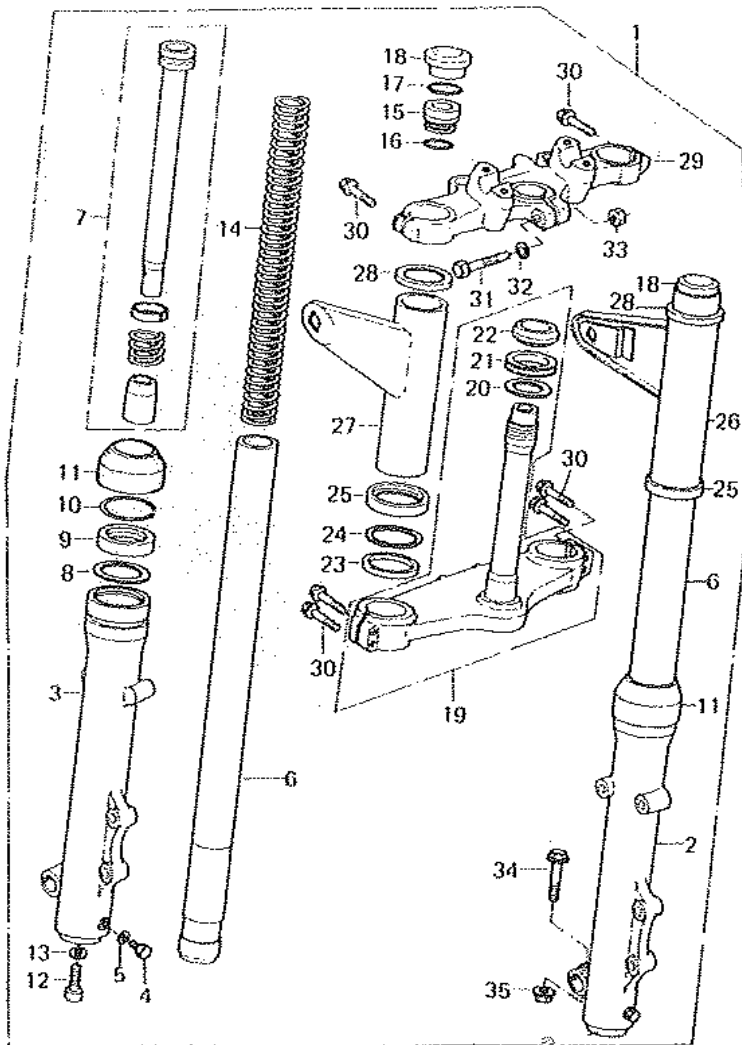
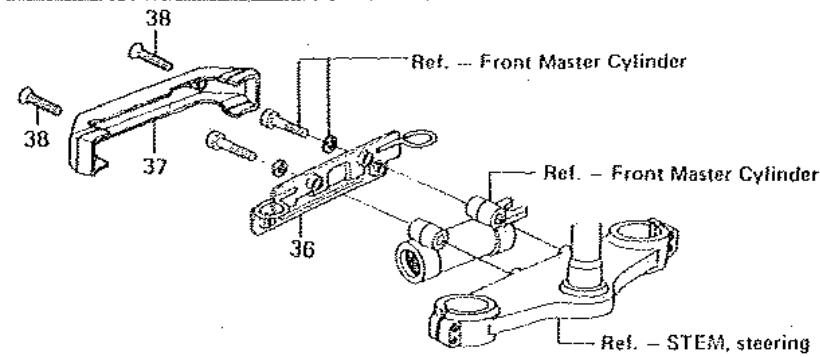
Rev. No.		Date	
----------	--	------	--



Ref. No.	Part No.	Part Name	Quantity	Remarks
1	46012-008	HOLDER, handlebar, upper	2	
2	461F0800	WASHER, spring, 8 m/m	4	
3	92007-002	BOLT, 8 x 38, WHIN EXH USE 92001-1405	4	
	92001-1405	BOLT, 8 x 38	4	
4	46003-1023	HANDLE BAR	1	
5	46019-1004	GRIP ASSY, throttle, R. H.	1	
6	46091-1046	HOUSING ASSY, control, R. H.	1	Z400-E1/E2
6-1	46091-1107	HOUSING ASSY, control, R. H.	1	Z400-E3~
7	27010-1009	SWITCH ASSY, starter push button	1	
8	220B0540A	SCREW, pan head, 5 x 40	1	
9	220B0530A	SCREW, pan head, 5 x 30	1	
10	46075-1001	RUBBER, L. H. grip	1	
11	46076-054	LEVER ASSY, clutch	1	
12	110N0625	BOLT, hex head, 6 x 25	1	
13	41080600	WASHER, plain, 6 m/m	1	
14	27043-002	SWITCH, clutch	1	
15	46055-003	SCREW, cable adjust	1	
16	46056-007	NUT, cable adjust lock	1	
17	46092-022	LEVER, clutch	1	
18	46094-019	HOLDER, clutch lever	1	
19	92007-047	BOLT, clutch lever fitting	1	
20	92019-008	NUT, lock, 6 m/m	1	
21	46091-057	CASE ASSY, L. H.	1	Z400-E1/E2
21-1	46091-1142	CASE ASSY, L. H.	1	Z400-E3~
22	220B0535A	SCREW, pan head, 5 x 35	1	
23	220B0530A	SCREW, pan head, 5 x 30	1	
24	56001-1015	REAR VIEW MIRROR, L. H.	1	
25	56001-1016	REAR VIEW MIRROR, R. H.	1	

# 28. Front Fork (1/2)

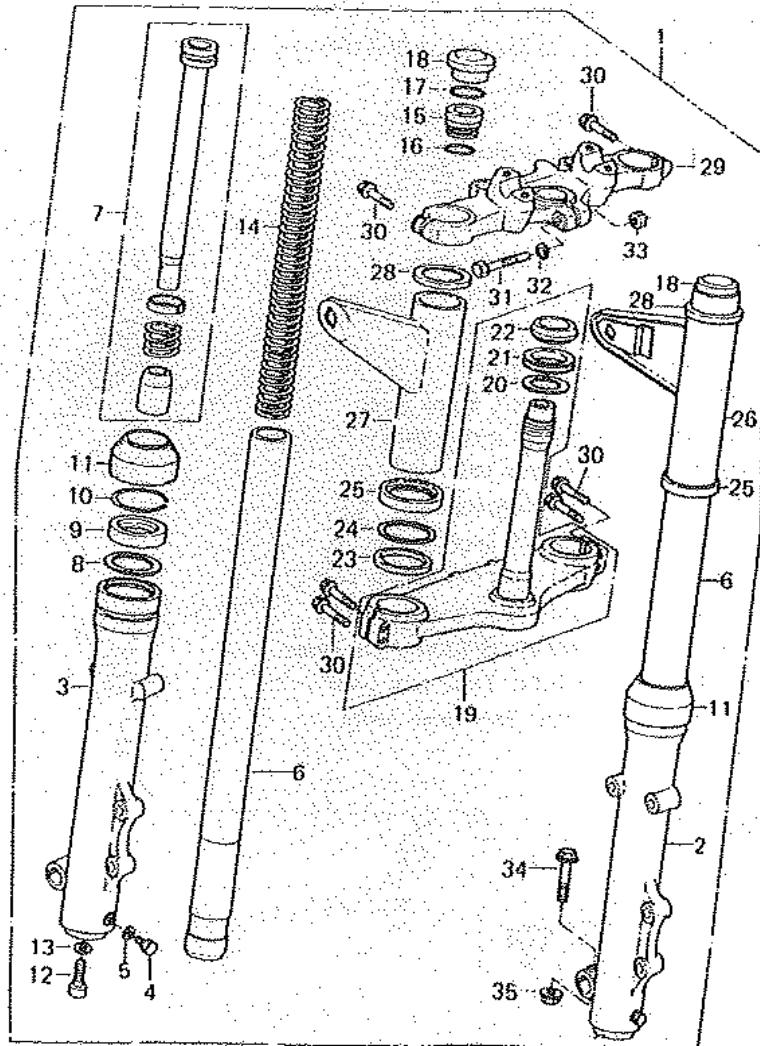
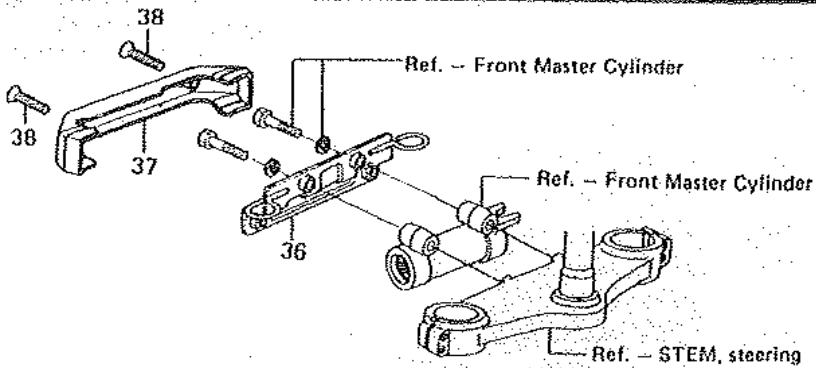
Rev. No	Date



Ref. No.	Part No.	Part Name	Quantity	Remarks
1	44001-1046	FRONT FORK ASSY, WHN EXH USE 44001-1202	1	
	44001-1202	FRONT FORK ASSY	1	
2	44006-1018	TUBE, R. H, fork outer	1	
3	44005-1018	TUBE, L. H, fork outer	1	
4	11080608	BOLT, drain plug, 6 x 8	2	
5	44045-047	GASKET, drain plug	2	
6	44013-1023	TUBE, fork inner	2	
7	44022-1024	CYLINDER, fork	2	
8	92026-1038	SPACER, fork	2	
9	92049-1035	OIL SEAL, fork, WHN EXH USE 92049-1063	2	Use for 44001-1046
	92049-1063	OIL SEAL, fork	2	Use for 44001-1202
10	92033-1022	RING, oil seal stopper	2	
11	92093-1018	DUST SHIELD, fork, WHN EXH USE 92093-1047	2	Use for 44001-1046
	92093-1047	DUST SHIELD, fork	2	Use for 44001-1202
12	44041-078	BOLT, fork cylinder	2	
13	44045-051	GASKET, fork cylinder bolt	2	
14	44026-1022	SPRING, fork inner	2	
15	44029-1006	GUIDE, spring	2	
16	92055-1034	"O" RING, spring guide	2	
17	92033-1023	CIRCLIP, spring guide	2	
18	11012-1061	CAP, fork top	2	
19	44037-1013	STEM, steering	1	
20	92022-231	WASHER, steering stem	1	
21	92056-003	DUST SHIELD, bearing cone	1	
22	92047-012	CONE, steering stem bearing	1	
23	92075-1137	DAMPER RUBBER, fork cover	2	
24	92022-1111	WASHER, plain, fork cover	2	
25	13169-1134	GUIDE, fork cover, lower	2	

# 8. Front Fork (2/2)

Rev. No.	Date
----------	------

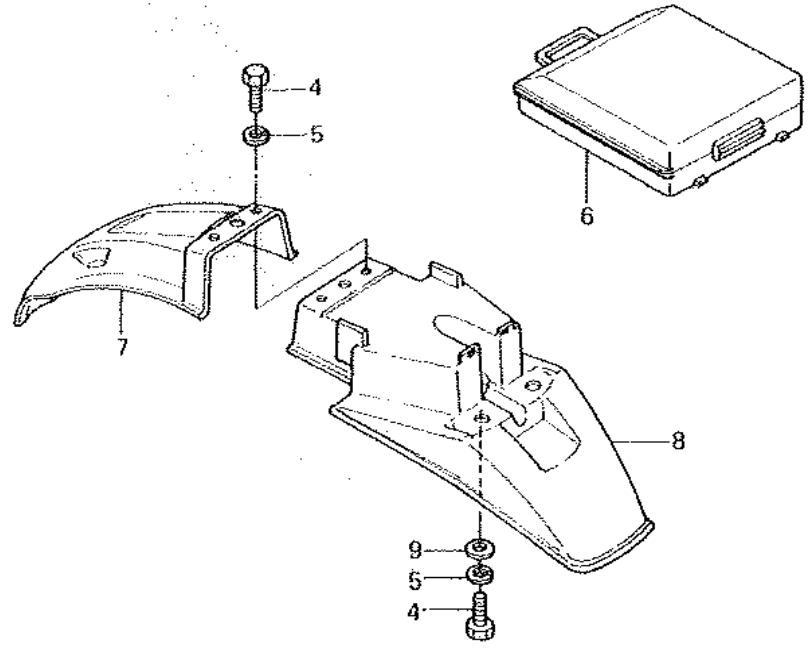
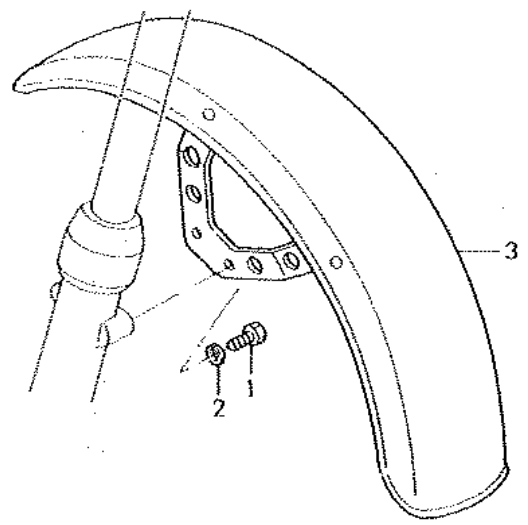


Ref. No.	Part No.	Part Name	Quantity	Remarks
26	44033-1024-10	COVER, R. H, fork, Black	1	Use for 44001-1046
	44033-1059	COVER, R. H, fork, Black	1	Use for 44001-1202
27	44033-1023-10	COVER, L. H, fork, Black	1	Use for 44001-1046
	44033-1058	COVER, L. H, fork, Black	1	Use for 44001-1202
28	13169-1135	GUIDE, fork cover, upper	2	
29	44039-1011	HEAD, steering stem	1	
30	92001-1149	BOLT, flanged, 8 x 40	6	
31	92001-1064	BOLT, hex head, 8 x 55	1	
32	461F0800	WASHER, spring, 8 m/m	1	
33	92015-1124	NUT, lock, 8 m/m	1	
34	92001-1136	BOLT, flanged, 8 x 45	1	
35	92015-1055	NUT, flanged, 8 m/m	1	
36	11034-1790	BRACKET, fork cover	1	Z400-E2~
37	44033-1053	COVER, fork	1	
38	92001-1323	SCREW, countersunk head, 5 x 18	2	

# 9. Fenders

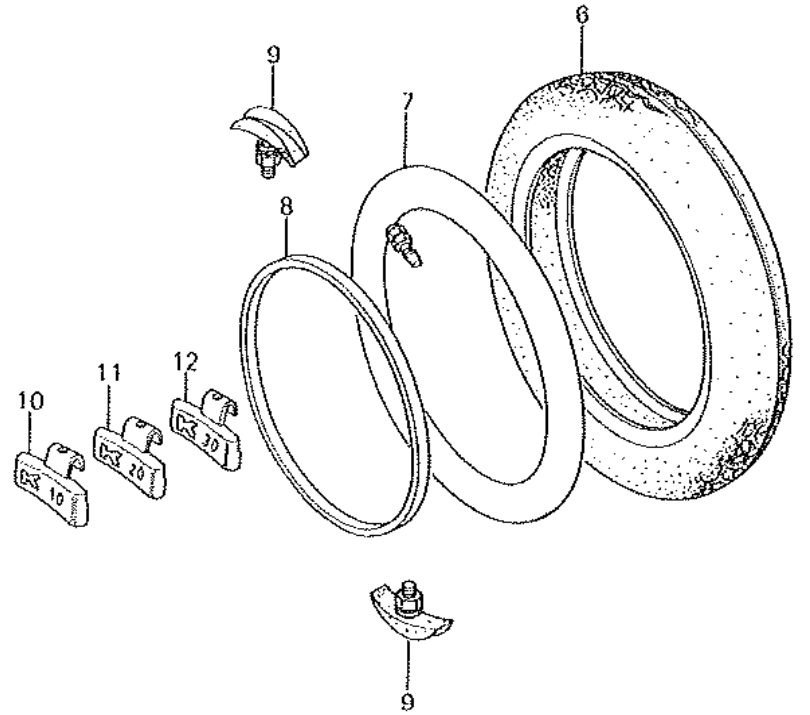
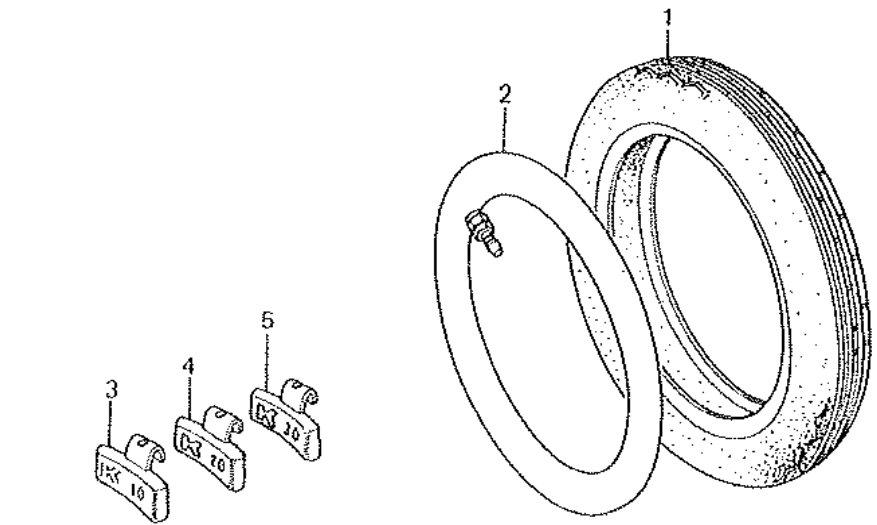
Rev. No		Date	
---------	--	------	--

Ref. No.	Part No.	Part Name	Quantity	Remarks
1	114B0816	BOLT, hex head, 8 x 16	4	
2	461F0800	WASHER, spring, 8 m/m	4	
3	35004-1039	FENDER, front, Cr-plated	1	
4	110B0618	BOLT, hex head, 6 x 18	4	
5	461F0600	WASHER, spring, 6 m/m	4	
6	32099-1004	CASE, manual	1	
7	35023-1006	FENDER, rear (Front),	1	
		WHN EXH USE 35023-1027		
	35023-1027	FENDER, rear (Front)	1	
8	35023-1007-6Z	FENDER, rear (Rear), Black	1	
9	92022-125	WASHER, plain, 6.5 x 20 x 1.6t	2	



# Wheels

Rev. No.		Date	
----------	--	------	--

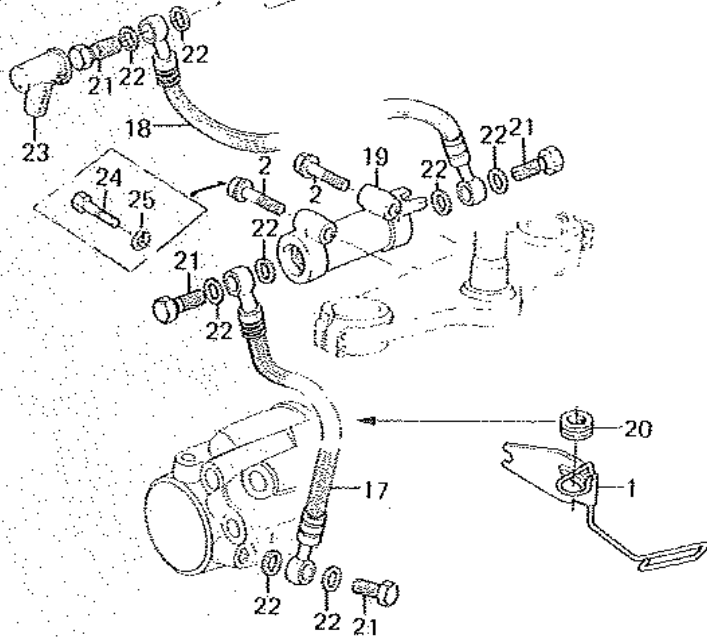
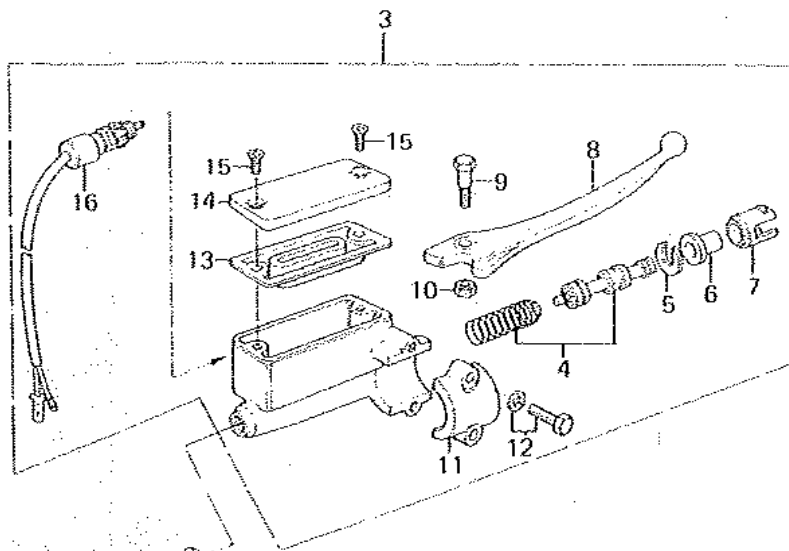


Ref. No.	Part No.	Part Name	Quantity	Remarks
1	41002-1057	TIRE, front, 3.25H19 4PR, F7	1	Z400-E1/E2
	41002-1182	TIRE, front, 3.25H19 4PR, F8 MARK II	1	Z400-E3~
2	41022-030	TUBE, front tire, 3.25-19	1	
3	41075-1004	WEIGHT, balance, 10 g	AR	
4	41075-1005	WEIGHT, balance, 20 g	AR	
5	41075-1006	WEIGHT, balance, 30 g	AR	
6	41002-1039	TIRE, rear, 3.75H18 4PR	1	K87
7	41022-031	TUBE, rear tire, 3.75-18	1	
8	41023-1012	BAND, rim, 2.50/4.10-18	1	
9	41024-1003	STOPPER, rim	2	
10	41075-1004	WEIGHT, balance, 10 g	AR	
11	41075-1005	WEIGHT, balance, 20 g	AR	
12	41075-1006	WEIGHT, balance, 30 g	AR	



# 31. Front Master Cylinder

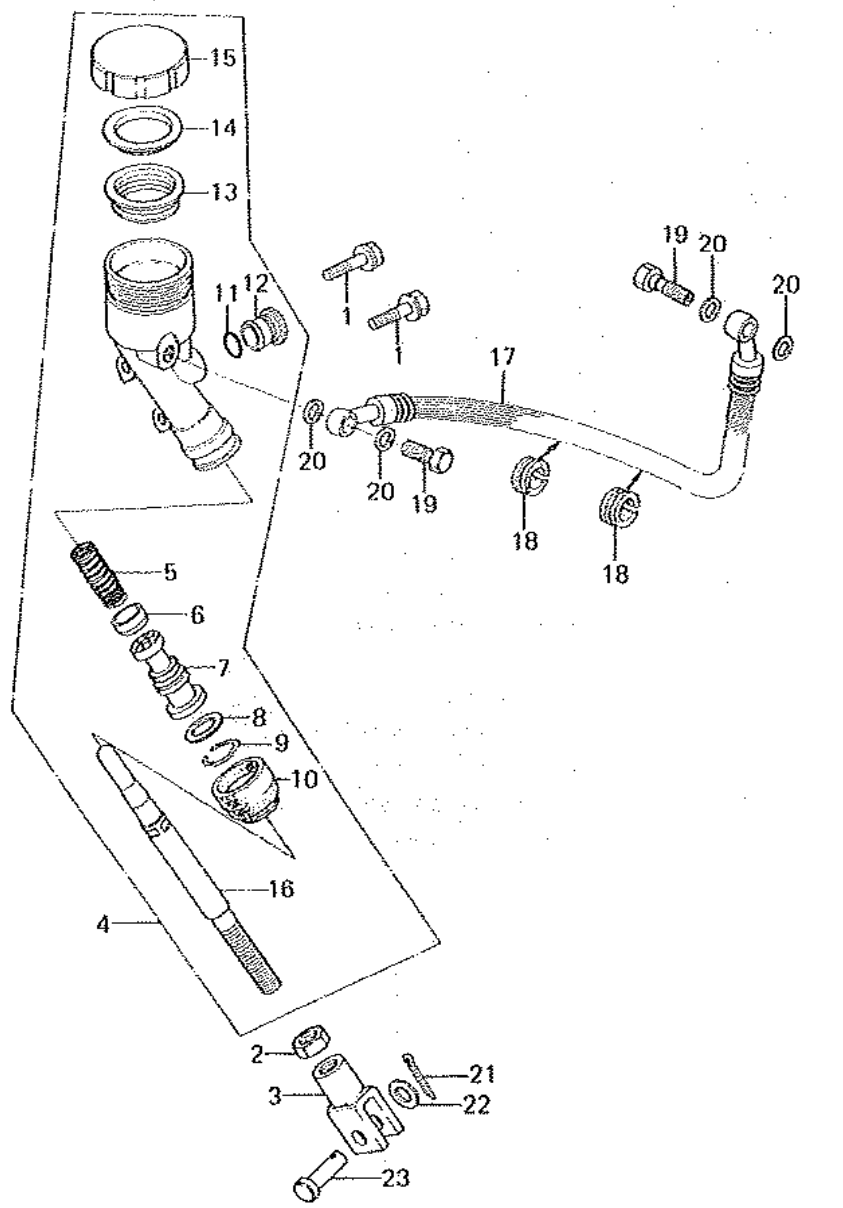
Rev. No	Date



Ref. No.	Part No.	Part Name	Quantity	Remarks
1	11034-1041	BRACKET, front brake hose	1	
2	13180630	BOLT, flanged, 6 x 30	2	Z400-E1
3	43015-1035	CYLINDER ASSY, front master	1	
4	43020-1002	PISTON ASSY, front master cylinder	1	
5	43022-1001	STOPER, piston	1	
6	49016-1010	DUST COVER	1	
7	14008-1007	LINER, piston	1	
8	46092-1007	LEVER, front brake	1	
9	92001-1056	BOLT, brake lever fitting	1	
10	43032-002	NUT, 6 m/m	1	
11	43034-1001	HOLDER, master cylinder	1	
12	43033-003	BOLT, hex head, 6 x 25	2	
13	43028-1008	DIAPHRAGM	1	
14	43026-1007	CAP, oil cup	1	
15	92001-1055	SCREW, countersunk head	2	
16	27010-1028	SWITCH, brake	1	
17	43059-1029	HOSE, front brake caliper, L = 480 m/m	1	
18	43059-1053	HOSE, front master cylinder, L = 360 m/m	1	
19	43061-1002	JOINT, front brake hose	1	
20	43064-006	GROMMET, front brake hose	1	
21	43066-001	BOLT, oil	4	
22	43067-001	WASHER, oil bolt	8	
23	49006-1008	BOOT, dust, WIN EXH USE 49006-1041	1	
	49006-1041	BOOT, dust	1	
24	11080635	BOLT, hex head, 6 x 35	2	Z400-E2
25	461F0600	WASHER, spring, 6 m/m	2	

# Rear Master Cylinder

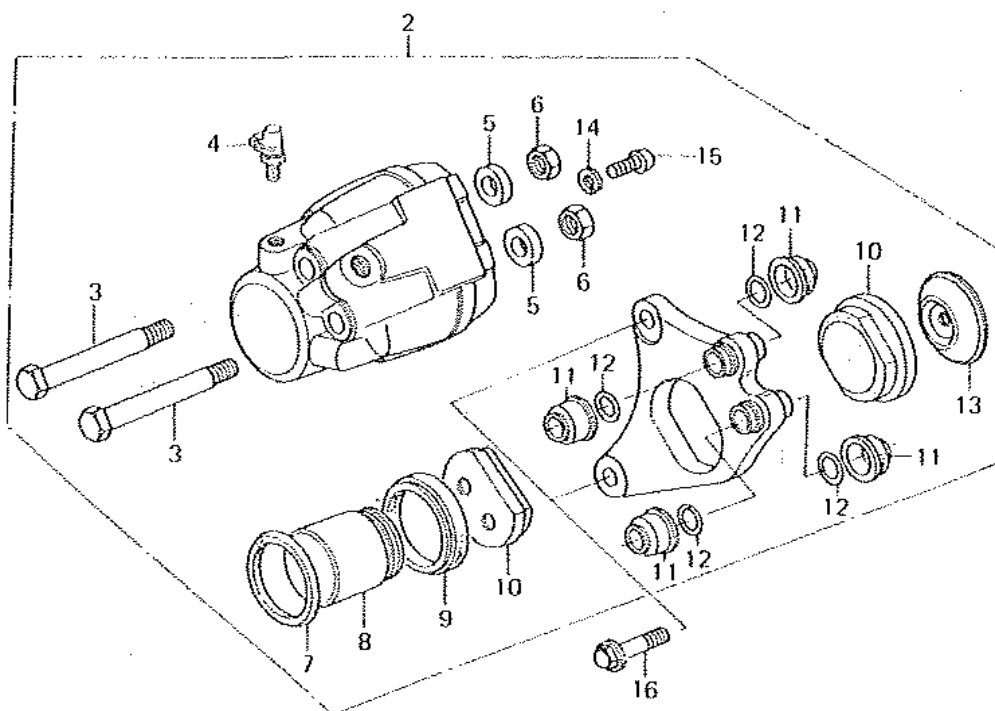
Rev. No.	Date
----------	------



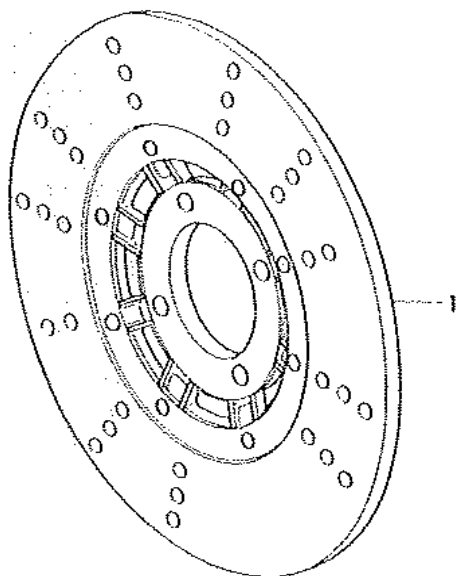
Ref. No.	Part No.	Part Name	Quantity	Remarks
1	130G0830	BOLT, flanged, 8 x 30	2	
2	318B0800	NUT, 8 m/m	1	
3	41058-1001	ROD END, brake	1	
4	43015-1028	CYLINDER ASSY, rear master	1	
5	43018-002	SPRING ASSY, return	1	
6	43019-002	CUP, primary	1	
7	43072-004	PISTON ASSY, rear master cylinder	1	
8	43022-002	STOPPER, piston	1	
9	43058-004	RING, dust seal	1	
10	43024-003	DUST COVER	1	
11	92055-1041	"O" RING, plug	1	
12	92066-1032	PLUG	1	
13	43028-003	DIAPHRAGM	1	
14	43027-001	PLATE, diaphragm	1	
15	43026-003	CAP, oil cup	1	
16	43010-1002	ROD, brake, rear master cylinder	1	
17	43059-1024	HOSE, rear brake, L = 510 m/m	1	
18	43064-006	GROMMET, rear brake hose	2	Z400-E1/E2
	43064-006	GROMMET, rear brake hose	3	Z400-E3-
19	43066-001	BOLT, oil	2	
20	43067-001	WASHER, oil bolt	4	
21	550D2015	PIN, cotter, 2.0 x 15	1	
22	92022-1028	WASHER, plain, 8.5 x 13 x 1.0t	1	
23	92043-1013	PIN, brake rod	1	

### 3. Front Caliper

Rev. No.	Date
----------	------

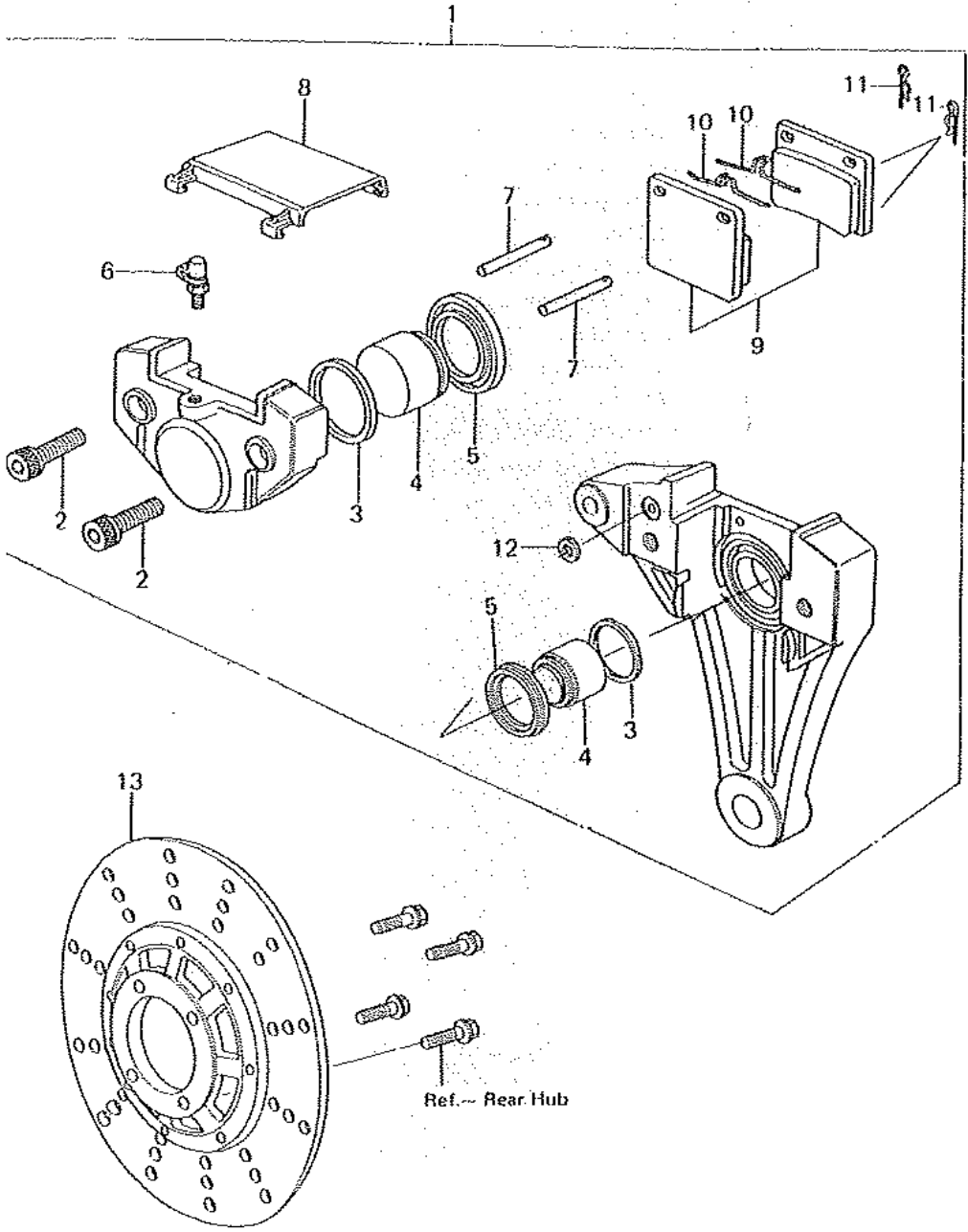


Ref. No.	Part No.	Part Name	Quantity	Remarks
1	41080-1012	DISK PLATE, front brake, $\phi 296 \times 7 t$	1	
2	43041-1022	CALIPER ASSY, front brake	1	
3	43045-006	BOLT, front caliper	2	
4	43085-001	BLEEDER ASSY	1	
5	43088-002	COLLAR, front caliper	2	
6	315B1000	NUT, 10 m/m	2	
7	43049-002	RING, piston seal	1	
8	43020-1012	PISTON	1	
9	43054-003	DUST SEAL, piston	1	
10	43082-1001	PAD SET, front brake	1	
11	43052-005	DUST SEAL	4	
12	43053-006	"O" RING	4	
13	43040-004	SPACER	1	
14	461F0600	WASHER, spring, 6 m/m	1	
15	220B0612	SCREW, pan head, 6 x 12	1	
16	92001-1209	BOLT, 10 x 47	2	



# 1. Rear Caliper

Rev. No.	Date
----------	------

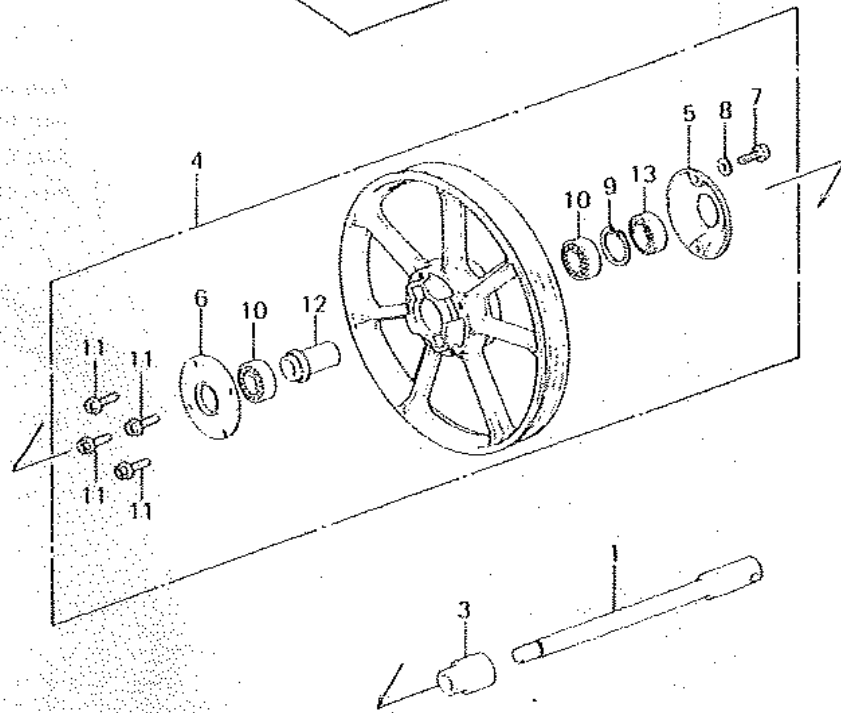
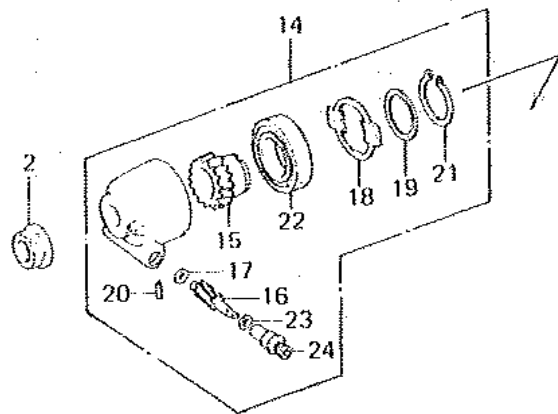


Ref. No.	Part No.	Part Name	Quantity	Remarks
1	43041-1023	CALIPER ASSY, rear	1	
2	92001-1071	BOLT, tie, 10 x 45	2	
3	43049-002	RING, piston seal	2	
4	43020-1011	PISTON	2	
5	43054-004	DUST SEAL, piston	2	
6	43085-001	BLEEDER ASSY	1	
7	43045-007	PIN	2	
8	43024-004	CAP	1	
9	43082-1002	PAD SET	1	
10	43086-002	SPRING	2	
11	43084-003	CLIP	2	
12	43049-1004	RING, seal	1	
13	41080-1013	DISK PLATE, rear brake, $\phi 277 \times 7 t$	1	

# 5. Front Hub

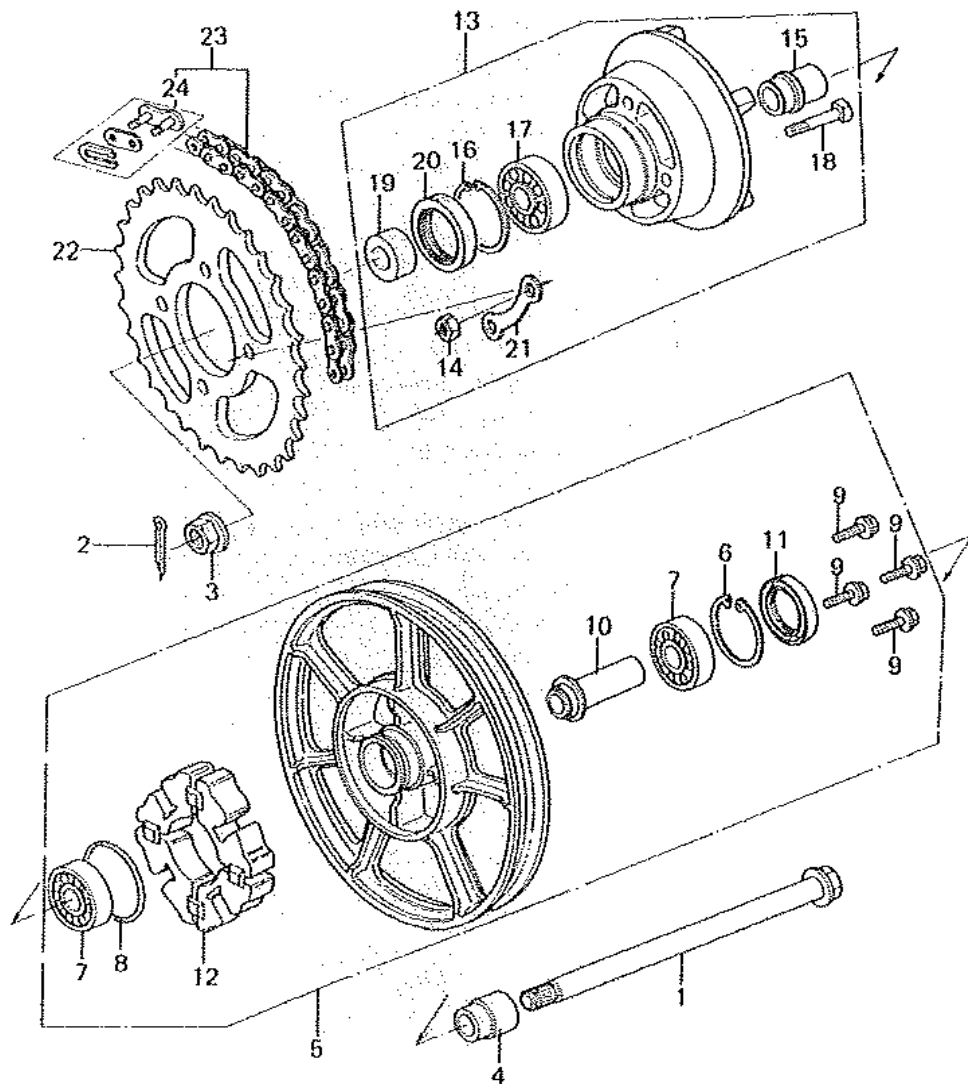
Rev. No.	Date

Ref. No.	Part No.	Part Name	Quantity	Remarks
1	41068-1009	AXLE, front	1	
2	92015-1032	NUT, 14 m/m	1	
3	92027-1086	COLLAR, front axle, L = 35 m/m	1	
4	41073-1041	SOLID WHEEL ASSY, front	1	
5	14025-1042	DUST COVER, R. H.	1	
6	14025-1043	DUST COVER, L. H.	1	
7	22080514A	SCREW, pan head, 5 x 14	2	
8	411B0500	WASHER, plain, 5 m/m	2	
9	481J4200	CIRCLIP, 42 m/m, WHN EXH USE 92033-1041	1	
	92033-1041	CIRCLIP, 42 m/m	1	
10	601B6302Z	BEARING, ball, # 6302ZC3	2	
11	92001-1095	BOLT, 8 x 28	4	
12	92027-1171	COLLAR, front wheel, L = 48 m/m	1	
13	92052-011	OIL SEAL, 22 x 42 x 7	1	
14	41078-1005	GEAR BOX ASSY, speedometer	1	
15	41060-1015	GEAR, speedometer, 26T	1	
16	41060-1016	PINION, speedometer, 9T	1	
17	41063-001	WASHER, thrust	1	
18	41064-1005	RECEIVER, speedometer gear	1	
19	41065-006	WASHER, plain, 22.5 x 28 x 0.8t	1	
20	41082-001	SPRING PIN, 3 x 15	1	
21	480J2200	CIRCLIP, 22 m/m	1	
22	654A304208	OIL SEAL, 30 x 42 x 8	1	
23	92022-1062	WASHER, thrust, 5.1 x 10 x 1.0t	1	
24	92087-1002	BUSHING, speedometer cable	1	



# 36. Rear Hub

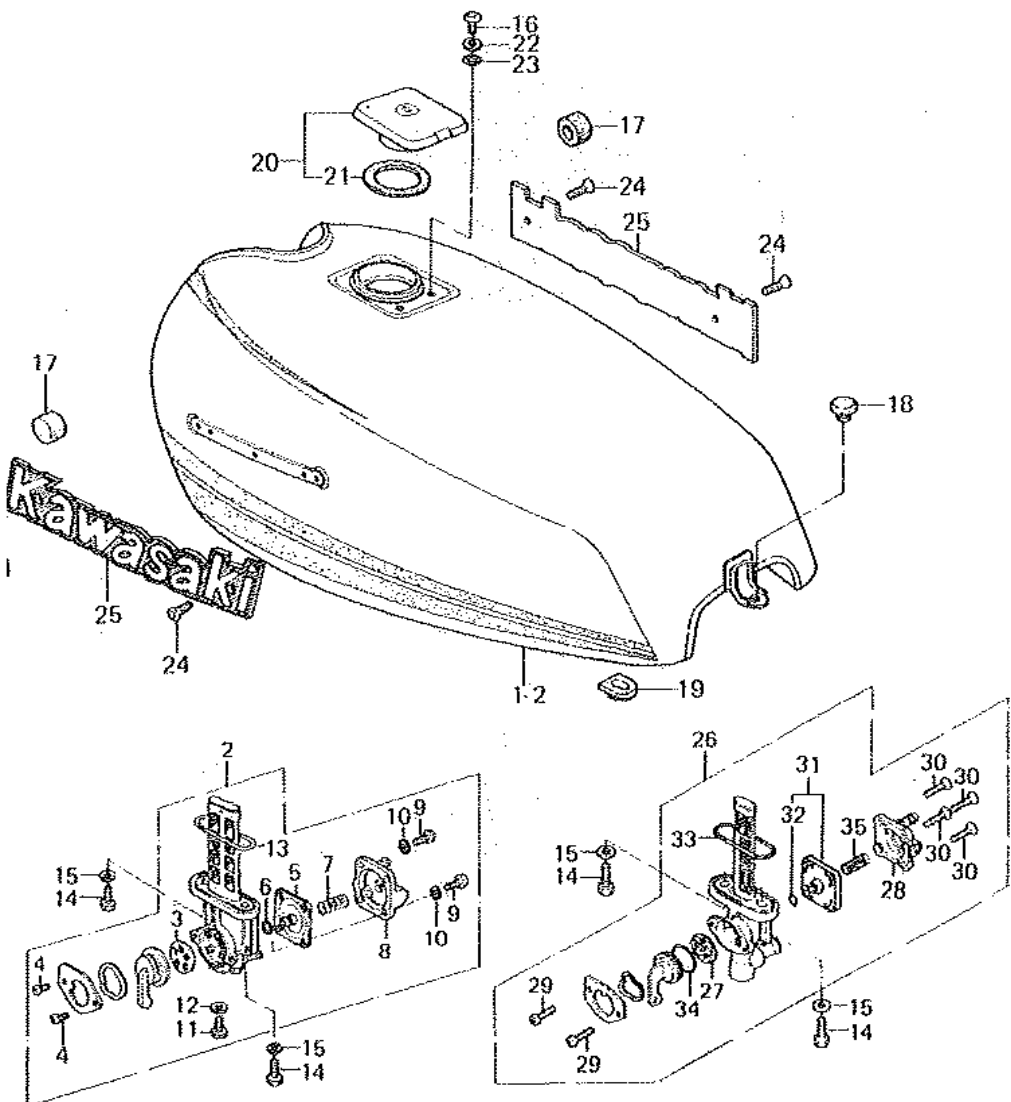
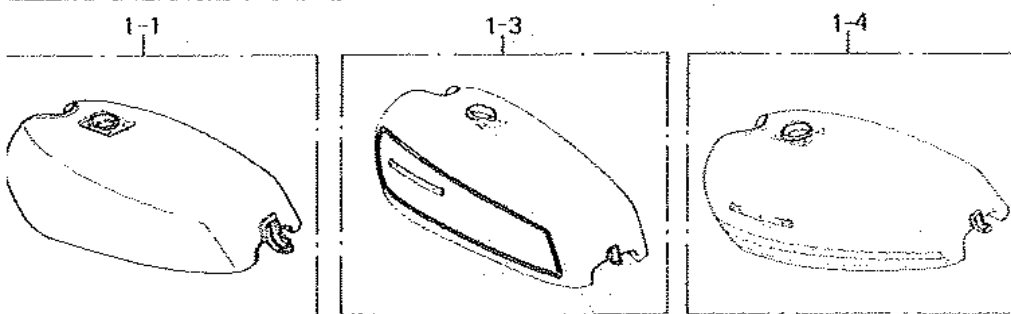
Rev. No.	Date
----------	------



Ref. No.	Part No.	Part Name	Quantity	Remarks
1	41068-1020	AXLE, rear	1	
2	550D4025	PIN, cotter, 4.0 x 25	1	
3	92015-1041	NUT, 16 m/m	1	
4	92027-1167	COLLAR, rear axle, R. H, L = 36 m/m	1	
5	41073-1039	SOLID WHEEL ASSY, rear,	1	F/No. 000101~0115
		WHN EXH USE 41073-1086		
	41073-1086	SOLID WHEEL ASSY, rear	1	F/No. 011587~
6	481J4700	CIRCLIP, 47 m/m, WHN EXH USE 92033-1042	1	
	92033-1042	CIRCLIP, 47 m/m	1	
7	601863032	BEARING, ball, # 6303ZC3	2	
8	67182560	"O" RING, 60 m/m	1	
9	92001-1173	BOLT, 10 x 30	4	
10	92027-1111	COLLAR, rear wheel bearing, L = 69 m/m	1	
11	92049-1008	OIL SEAL, NOK AE1351EO	1	
12	92075-1008	SHOCK DAMPER, rear wheel	1	F/No. 00101~01158
	92075-1260	SHOCK DAMPER, rear wheel	1	F/No. 011587~
13	42033-1009	COUPLING ASSY, rear wheel	1	F/No. 00101~01158
	42033-1022	COUPLING ASSY, rear wheel	1	F/No. 011587~
14	314B1000	NUT, 10 m/m	4	
15	42036-1024	COLLAR, rear couplng, L = 33 m/m	1	
16	481J5200	CIRCLIP, 52 m/m, WHN EXH USE 92033-1043	1	
	92033-1043	CIRCLIP, 52 m/m	1	
17	60186205	BEARING, ball, # 6205C3	1	
18	92001-1096	BOLT, rear sprocket, 10 x 60	4	
19	92027-1087	COLLAR, rear axle, L. H, L = 22.5 m/m	1	
20	92052-006	OIL SEAL, WTC35527	1	
21	92088-005	WASHER, lock	2	
22	42041-1016	SPROCKET, rear, 40T, I. D. = 70 m/m	1	
23	92057-1037	CHAIN ASSY, drive, EK530DG x 100L	1	
24	92058-1005	JOINT, drive chain	1	

# 7. Fuel Tank (1/2)

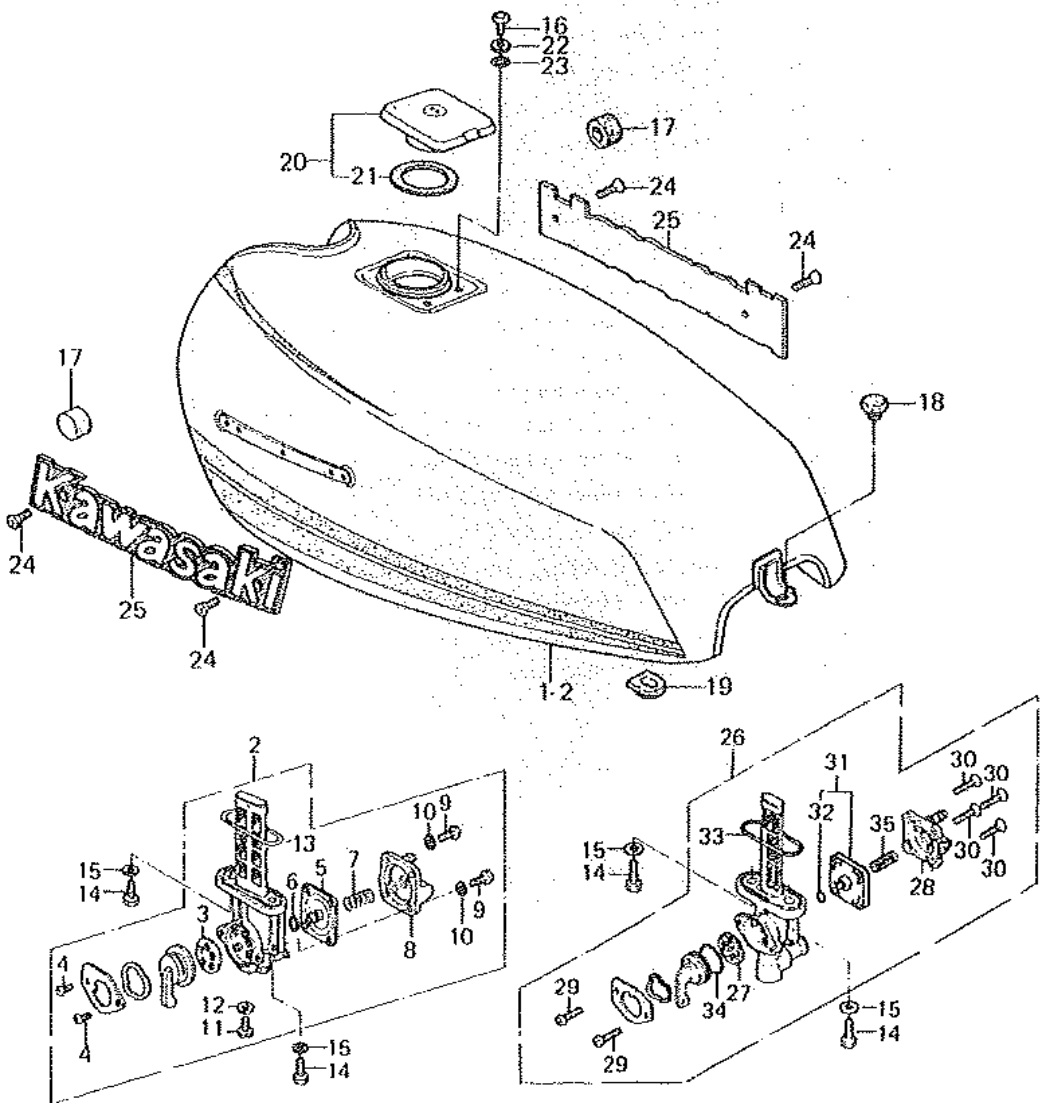
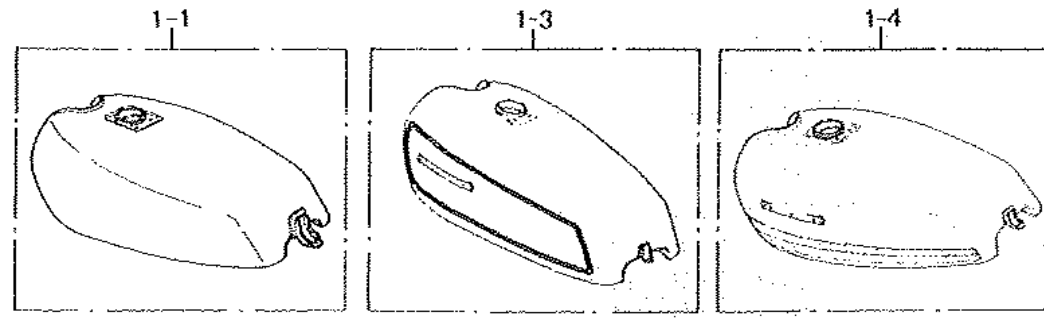
Rev. No.	Date
----------	------



Ref. No.	Part No.	Part Name	Quantity	Remarks
1-1	51001-1014-B1	TANK, fuel, Firecracker Red	1	} Z400-E1
1-2	51001-1014-C2	TANK, fuel, Metallic Crystal Silver	1	
	51001-1014-8G	TANK, fuel, Ebony	1	
1-3	51001-5043-8G	TANK, fuel, Ebony	1	} Z400-E2
	51001-1014-BE	TANK, fuel, Midnight Blue	1	
	51001-5056-B1	TANK, fuel, Firecracker Red	1	
1-4	51001-1054-8G	TANK, fuel, Ebony	1	} Z400-E3
	51001-1054-7N	TANK, fuel, Moondust Silver	1	
2	51023-1012	TAP ASSY, fuel, WHN EXH USE 51023-1030	1	Z400-E1
3	11009-1068	GASKET, fuel tap	1	} Use for 51023-1012
4	220B0408A	SCREW, pan head, 4 x 8	2	
5	43028-1009	DIAPHRAGM VALVE ASSY.	1	
6	92055-1068	"O" RING, diaphragm valve	1	
7	92081-1054	SPRING, diaphragm valve	1	
8	51036-1005	COVER ASSY, fuel tap	1	
9	220B0410A	SCREW, pan head, 4 x 10	4	
10	461F0400	WASHER, spring, 4 m/m	4	
11	92001-1089	BOLT, drain	1	
12	11009-1045	GASKET, drain bolt	1	
13	43058-1006	"O" RING, fuel tap	1	
14	92001-1091	BOLT, fuel tap fitting, 6 x 20	2	
15	92022-183	WASHER, plain, 6.2 x 11 x 1.5t	2	
16	220B0510A	SCREW, pan head, 5 x 10	2	
17	92075-101	DAMPER RUBBER, fuel tank, front	2	
18	92075-281	DAMPER RUBBER, fuel tank, rear	1	
19	92075-295	DAMPER RUBBER, fuel tank, rear	1	
20	51048-1003	CAP ASSY, fuel tank	1	

# 37. Fuel Tank (2/2)

Rev. No.		Date	
----------	--	------	--



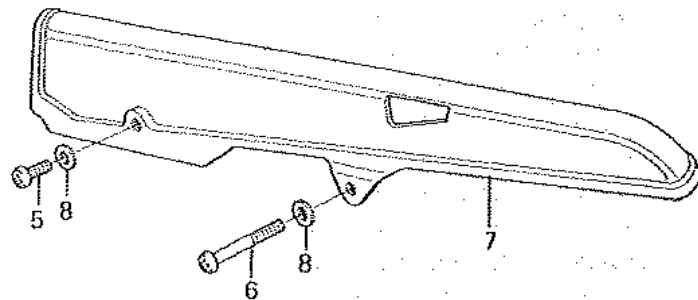
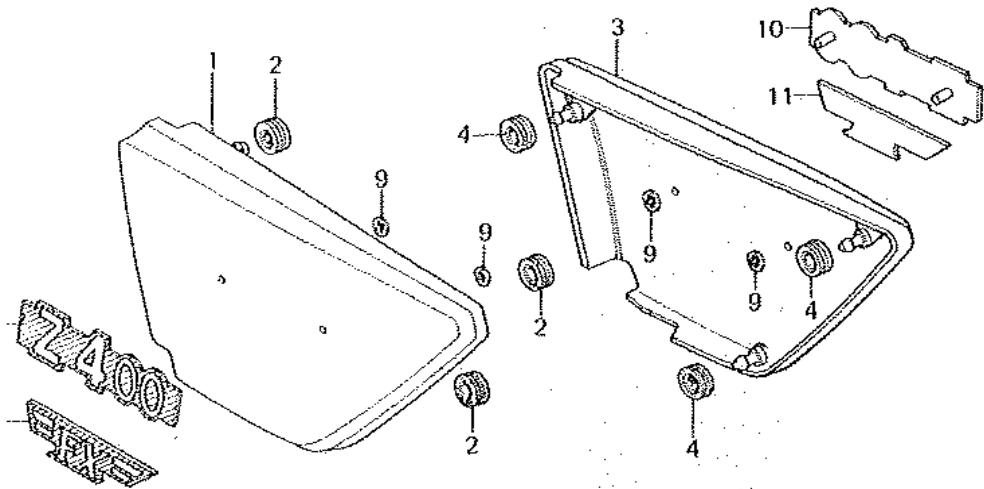
Ref. No.	Part No.	Part Name	Quantity	Remarks
21	11009-1051	GASKET, fuel tank cap	1	
22	92022-1038	WASHER, plain, 5.3 x 10 x 0.8t	2	
23	92055-1023	"O" RING, 9 m/m	2	
24	92012-003	SCREW, countersunk head, 3 x 6	4	
25	56014-1037	EMBLEM, fuel tank	2	Z400-E1/E2
	56014-1043	EMBLEM, fuel tank	2	Z400-E3~
26	51023-1030	TAP ASSY, fuel	1	Z400-E2~
27	11009-1188	GASKET, fuel tap	1	
28	16146-1009	COVER ASSY, fuel tap	1	
29	220B0308A	SCREW, pan head, 3 x 8	2	
30	22180414A	SCREW, countersunk head, 4 x 14	4	
31	43028-1021	DIAPHRAGM VALVE ASSY	1	Use for 51023-1030
32	67081504	"O" RING, diaphragm valve	1	
33	51039-003	"O" RING, fuel tap	1	
34	92055-1085	"O" RING, fuel tap lever	1	
35	92081-1240	SPRING, diaphragm valve	1	



# Side Covers, Chain Cover

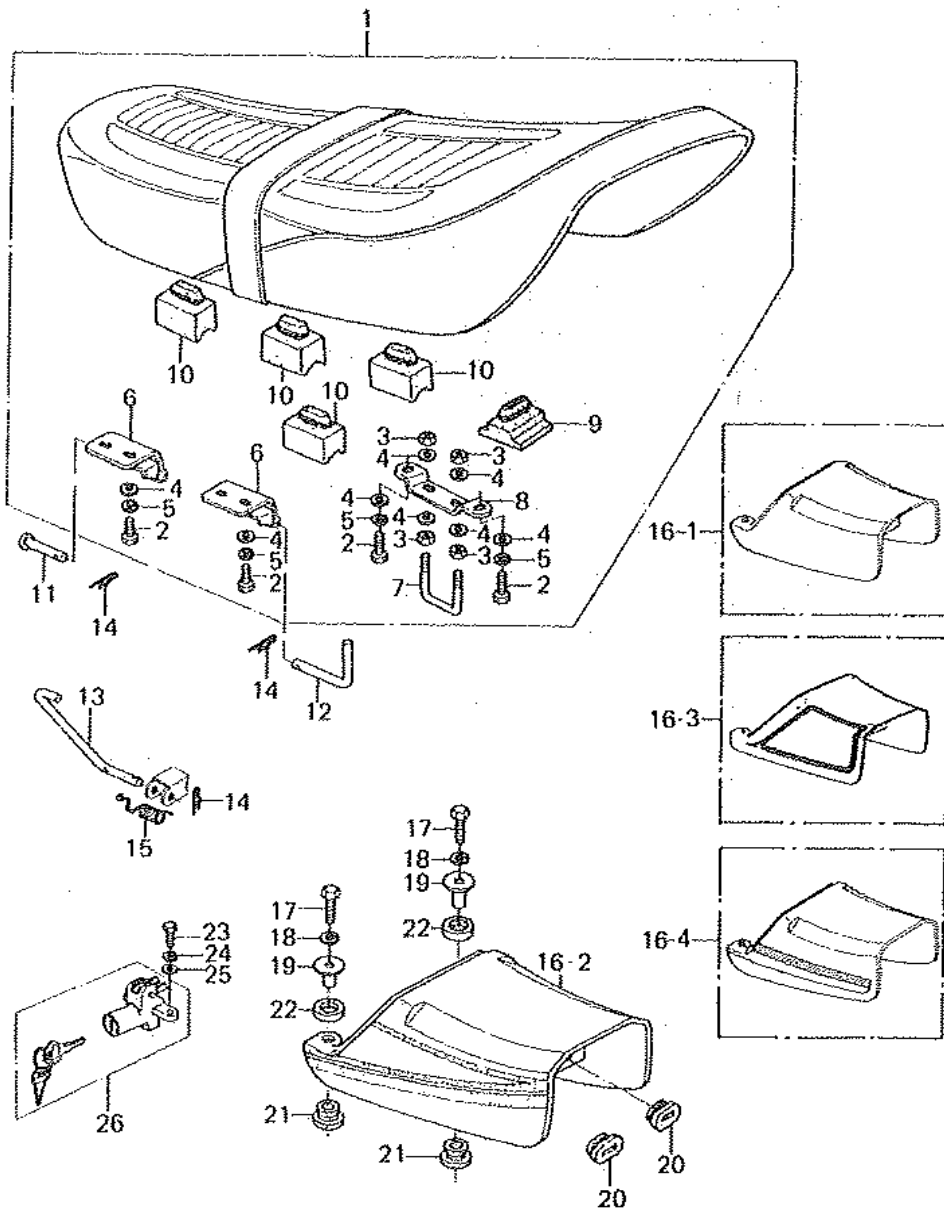
Rev. No.	Date
----------	------

Ref. No.	Part No.	Part Name	Quantity	Remarks	
1	36001-1027-B1	COVER, side, L. H, Firecracker Red	1	Z400-E1/E2	
	36001-1027-C2	COVER, side, L. H, Metallic Crystal Silver	1	Z400-E1	
	36001-1027-8G	COVER, side, L. H, Ebony	1	Z400-E1/E3	
	36001-1027-8E	COVER, side, L. H, Midnight Blue	1	Z400-E2	
	36001-1027-7N	COVER, side, L. H, Moondust Silver	1	Z400-E3	
	2	92071-056	GROMMET, side cover	3	
3		36001-1028-B1	COVER, side, R. H, Firecracker Red	1	Z400-E1/E2
		36001-1028-C2	COVER, side, R. H, Metallic Crystal Silver	1	Z400-E1
		36001-1028-8G	COVER, side, R. H, Ebony	1	Z400-E1/E3
		36001-1028-8E	COVER, side, R. H, Midnight Blue	1	Z400-E2
		36001-1028-7N	COVER, side, R. H, Moondust Silver	1	Z400-E3
	4	92071-056	GROMMET, side cover	3	
5	220B0614	SCREW, pan head, 6 x 14	1		
6	220B0665	SCREW, pan head, 6 x 65	1		
7	36014-1005	COVER, chain	1		
8	92022-125	WASHER, plain, 6.5 x 20 x 1.6t	2		
9	92018-005	SPEED NUT	4		
10	56018-1067	MARK, side cover	2	Z400-E1/E2	
	56018-1205	MARK, side cover	2	Z400-E3~	
	56018-1097	MARK, side cover, "FX"	2	Z400-E1/E2	
11	56018-1097	MARK, side cover, "FX"	2	Z400-E1/E2	
	56018-1206	MARK, side cover, "FX"	2	Z400-E3~	



# I. Dual Seat, Seat Cover

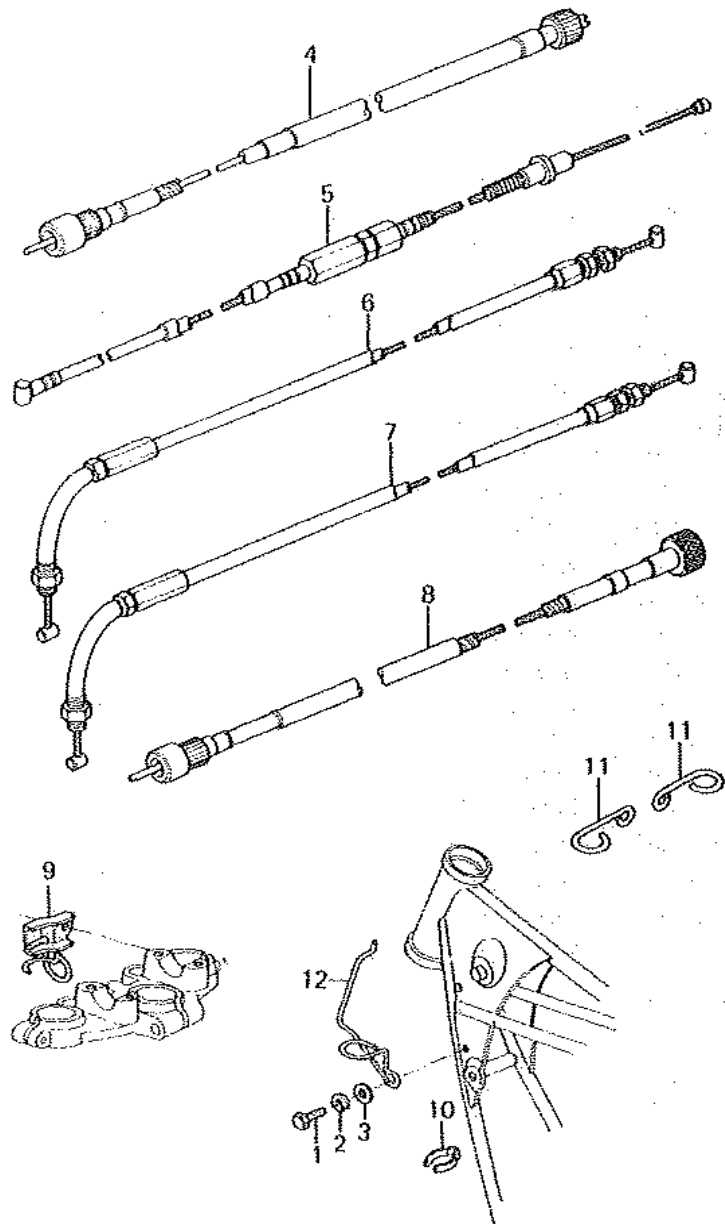
Rev. No.	Date
----------	------



Ref. No.	Part No.	Part Name	Quantity	Remarks
1	53001-1021	SEAT ASSY, dual, WHN EXH USE 53001-1133	1	Z400-E1/E2
	53001-1133	SEAT ASSY, dual	1	Z400-E3~
2	110B0814	BOLT, hex head, 6 x 14	6	
3	311B0600	NUT, 6 m/m	4	
4	411B0600	WASHER, plain, 6 m/m	10	
5	461F0600	WASHER, spring, 6 m/m	6	
6	53009-1010	HINGE, dual seat	2	
7	53056-002	CATCH, seat	1	
8	53058-001	BRACKET, seat catch	1	
9	92075-1061	DAMPER, RUBBER, seat, rear	1	
10	92075-166	DAMPER RUBBER, seat	4	
11	53011-002	PIN, dual seat pivot, front	1	
12	53011-008	PIN, dual seat pivot, rear	1	
13	53054-001	STAND, dual seat	1	
14	554A0600	PIN, snap, 6 m/m	3	
15	92081-1053	SPRING, seat stand	1	
16-1	14025-1046-B1	COVER, seat, Firecracker Red	1	Z400-E1
16-2	14025-1046-C2	COVER, seat, Metallic Crystal Silver	1	
	14025-1046-8G	COVER, seat, Ebony	1	
16-3	14025-5023-8G	COVER, seat, Ebony	1	Z400-E2
	14025-1046-8E	COVER, seat, Midnight Blue	1	
16-4	14025-5025-B1	COVER, seat, Firecracker Red	1	Z400-E3
	14025-5037-8G	COVER, seat, Ebony	1	
	14025-1046-7N	COVER, seat, Moondust Silver	1	
17	110B0622	BOLT, hex head, 6 x 22	2	
18	461F0600	WASHER, spring, 6 m/m	2	
19	92027-251	COLLAR	2	
20	92071-072	GROMMET	2	
21	92075-174	DAMPER RUBBER	2	
22	92075-175	DAMPER RUBBER	2	
23	110B0814	BOLT, hex head, 6 x 14	1	
24	461F0600	WASHER, spring, 6 m/m	1	
25	411B0600	WASHER, plain, 6 m/m	1	
26	27016-5010	LOCK ASSY, seat	1	

# Cables

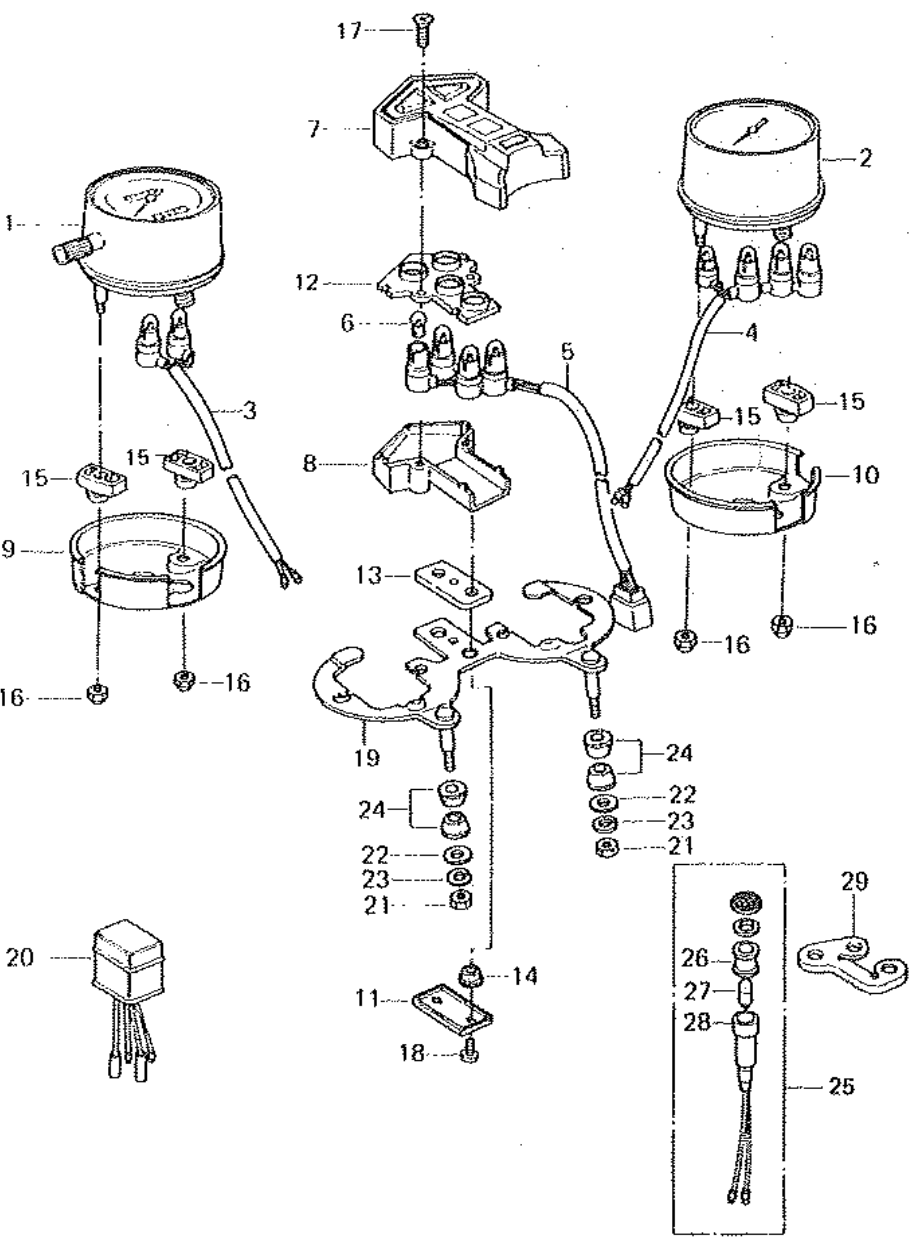
Rev. No.		Date	
----------	--	------	--



Ref. No.	Part No.	Part Name	Quantity	Remarks
1	110B0814	BOLT, hex head, 6 x 14	1	
2	461F0800	WASHER, spring, 6 m/m	1	
3	411B0600	WASHER, plain, 6 m/m	1	
4	54001-1012	CABLE, speedometer	1	
5	54011-1003	CABLE, clutch	1	
6	54012-1004	CABLE, throttle control, opening	1	
7	54012-1040	CABLE, throttle control, closing	1	
8	54018-1008	CABLE, tachometer	1	
9	92037-1085	CLAMP, throttle cable	1	
10	92037-1086	CLAMP, clutch cable	1	
11	92037-1148	CLAMP, speedometer & tachometer cable	2	Z400-E1
12	92037-1170	CLAMP, clutch cable & wire harness	1	

# Speedometer, Tachometer

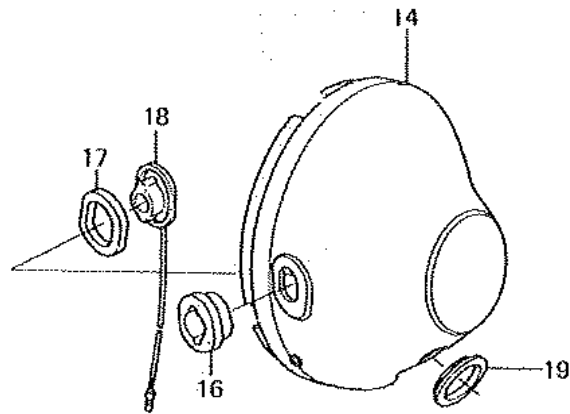
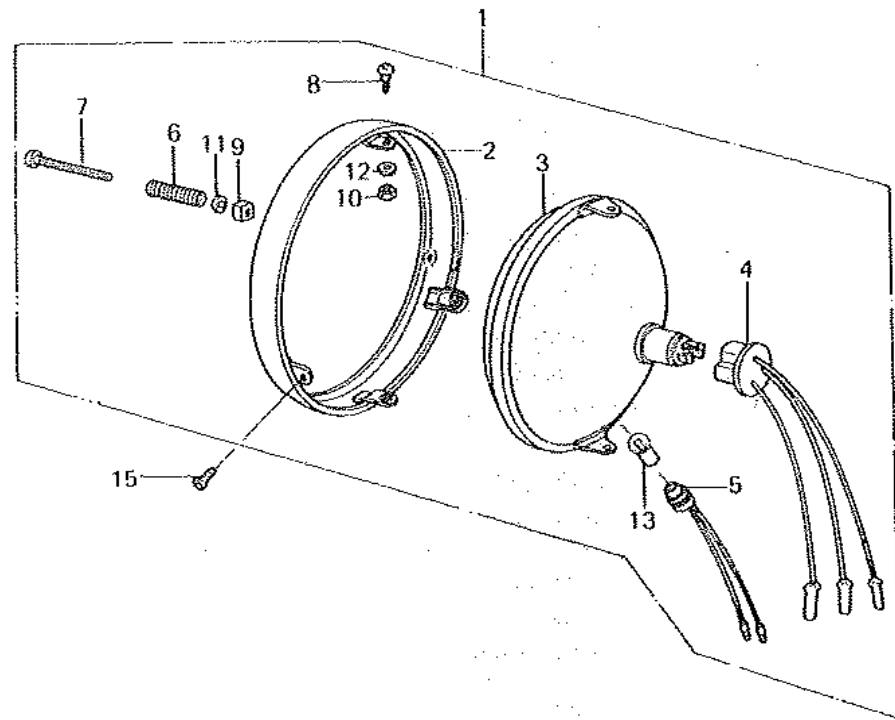
Ref. No.	Part No.	Part Name	Quantity	Remarks
----------	----------	-----------	----------	---------



1	25005-1035	SPEEDOMETER, KPH (km/h)	1	
2	25016-1040	TACHOMETER	1	
3	23008-1028	SOCKET ASSY, speedometer	1	
4	23008-1029	SOCKET ASSY, tachometer	1	
5	23008-1030	SOCKET ASSY, pilot box	1	
6	92069-018	BULB, 12V-3.4W	10	
7	25023-1007	COVER, pilot box, upper	1	
8	14025-1067	COVER, pilot box, lower	1	
9	14025-1068	COVER, speedometer	1	
10	14025-1069	COVER, tachometer	1	
11	14025-1070	COVER, pilot box damper	1	
12	13169-1120	PLATE, socket	1	
13	92075-1100	SHOCK DAMPER, pilot box	1	
14	25019-023	SHOCK DAMPER, pilot box	2	
15	92075-1101	SHOCK DAMPER, meter	4	
16	92020-018	NUT, cap, 5 m/m	4	
17	92009-1039	SCREW, countersunk, 4 x 10	2	
18	92009-1040	SCREW, tapping, 4 x 10	2	
19	25008-1011	BRACKET, meter	1	
20	25025-001	WARNER ASSY, speedometer	1	
21	31780800	NUT, 8 m/m	2	
22	41180800	WASHER, plain, 8 m/m	2	
23	461F0800	WASHER, spring, 8 m/m	2	
24	92075-080	DAMPER RUBBER	4	
25	23016-020	LAMP ASSY, speedwarner indicator	1	
26	92027-240	COLLAR	1	
27	92069-018	BULB, 12V-3.4W	1	
28	92073-031	CAP, rubber	1	
29	32138-001	BRACKET, speedwarner indicator lamp	1	

# Head Lamp

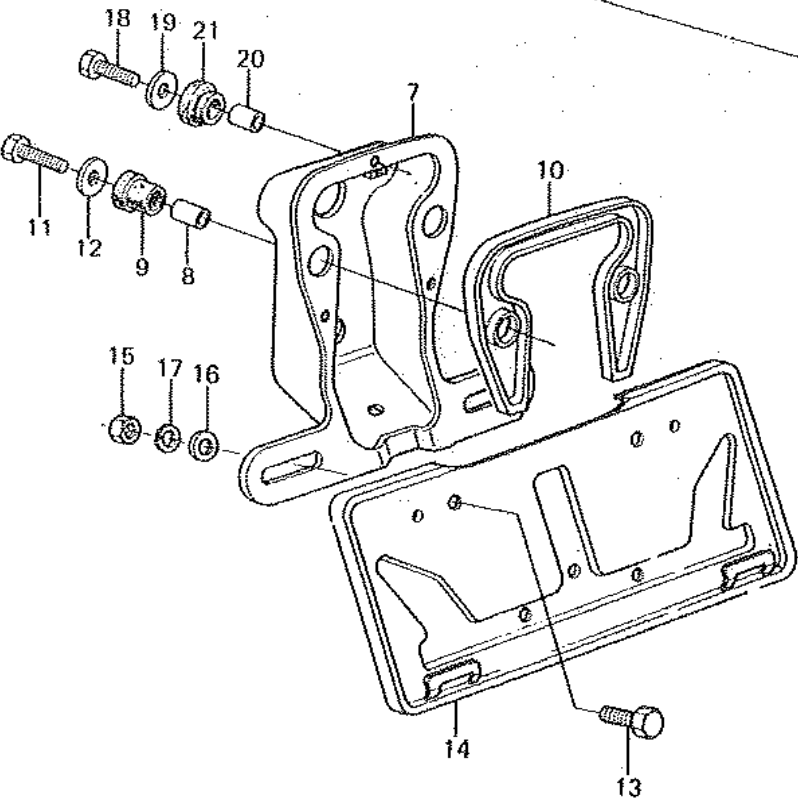
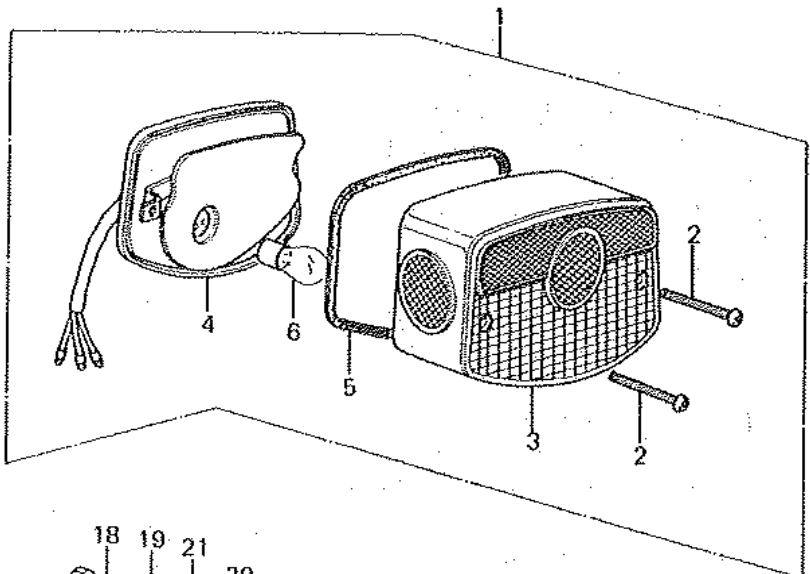
Rev. No.		Date	
----------	--	------	--



Ref. No.	Part No.	Part Name	Quantity	Remarks
1	23004-1020	LAMP UNIT, head, "001-2317" MARK	1	Z400-E1/E2
	23004-1045	LAMP UNIT, head, "001-2317" MARK	1	Z400-E3~
2	23006-035	RIM, head lamp	1	
3	23007-1008	SEALED BEAM UNIT, 12V 50/40W	1	
4	23008-037	SOCKET, head lamp	1	Use for 23004-1020
5	23008-1018	SOCKET, positioning lamp	1	
6	23014-005	SPRING, focus adjusting	1	
7	23019-021	SCREW, focus adjusting	1	
8	23019-023	SCREW, lens fitting	2	
9	23020-018	NUT, 4 m/m	1	
10	23020-020	NUT, 5 m/m	2	
11	23021-004	WASHER	1	
12	23021-012	WASHER, plain, 5 m/m	2	
13	92069-075	BULB, 12V 3W, Yellow	1	
14	23005-1011-21	BODY, head lamp, Flat Black	1	Z400 E1/E2
	23005-1015-21	BODY, head lamp, Flat Black	1	Z400-E3~
15	23019-022	SCREW, rim fitting	2	
16	23066-015	DAMPER RUBBER A	2	
17	23066-016	DAMPER RUBBER B	2	
18	23076-005	COLLAR	2	
19	92071-1008	GROMMET	1	Use for 23005-1011-21
	92071-1008	GROMMET	2	Use for 23005-1015-21

# Tail Lamp

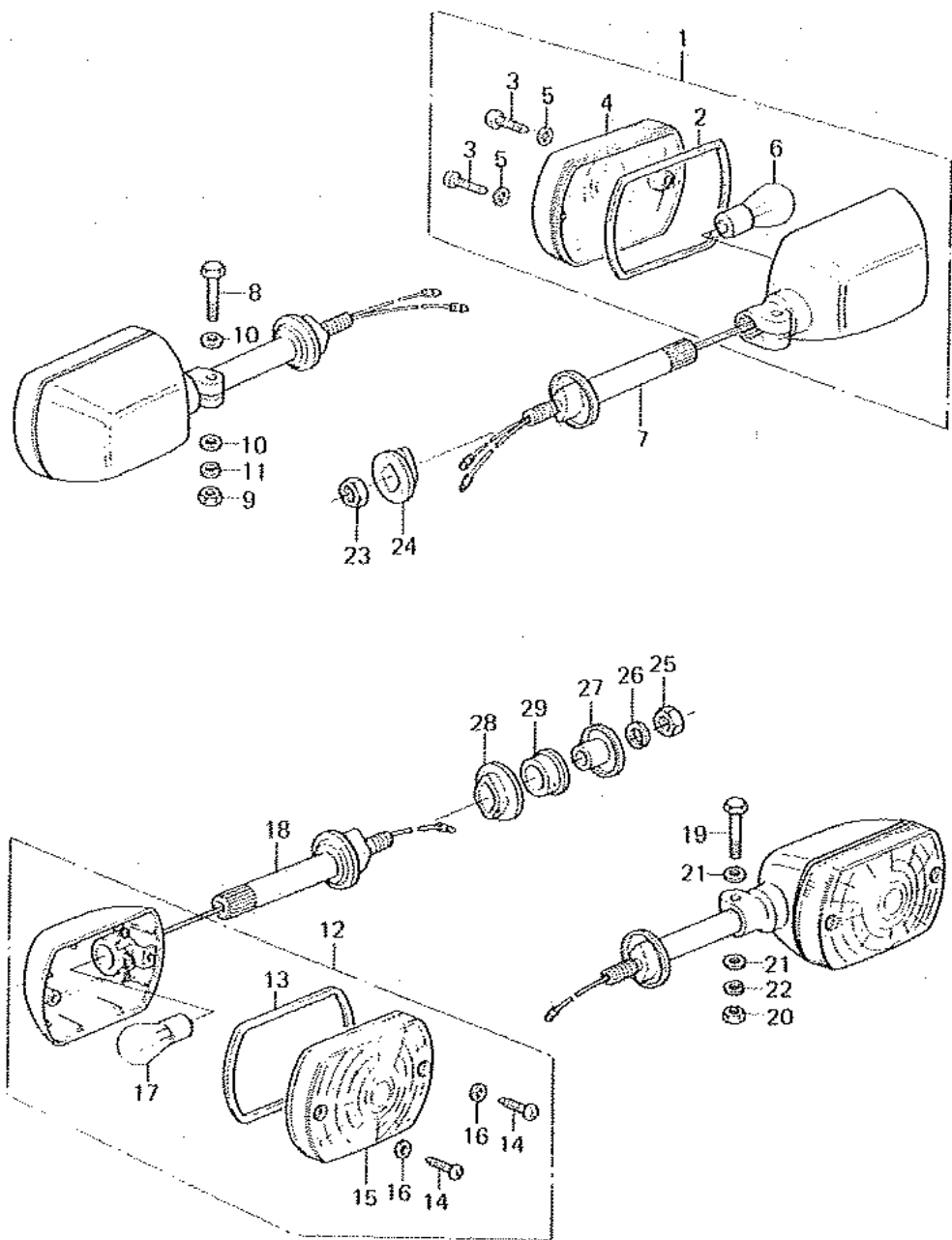
Rev. No.		Date	
----------	--	------	--



Ref. No.	Part No.	Part Name	Quantity	Remarks
1	23025-1013	TAIL LAMP UNIT	1	
2	220E0460A	SCREW, pan head, 4 x 60	2	
3	23026-1010	LENS, tail lamp	1	
4	23027-041	CASE, tail lamp	1	
5	23028-021	GASKET, tail lamp lens	1	
6	92069-059	BULB, 12V-32/3CP (27/8W)	1	
7	23036-1012	BRACKET, tail lamp, "220-40856" MARK	1	
8	92027-156	COLLAR, 6.8 x 10 x 14.5 ε	2	
9	92075-1092	DAMPER RUBBER	2	
10	92075-1103	DAMPER RUBBER, tail lamp	1	
11	110B0622	BOLT, hex head, 6 x 22	2	
12	92022-125	WASHER, plain, 6.5 x 20 x 1.6 t	2	
13	110B0612	BOLT, hex head, 6 x 12	2	
14	11034-1539-21	BRACKET, license plate	1	
15	311B0600	NUT, 6 m/m	2	
16	411B0600	WASHER, plain, 6 m/m	2	
17	461F0600	WASHER, spring, 6 m/m	2	
18	110B0620	BOLT, hex head, 6 x 20	3	
19	92022-125	WASHER, plain, 6.5 x 20 x 1.6 t	3	
20	92027-120	COLLAR	3	
21	92075-112	DAMPER RUBBER	3	

# 4. Turn Signal Lamps

Rev. No.	Date
----------	------

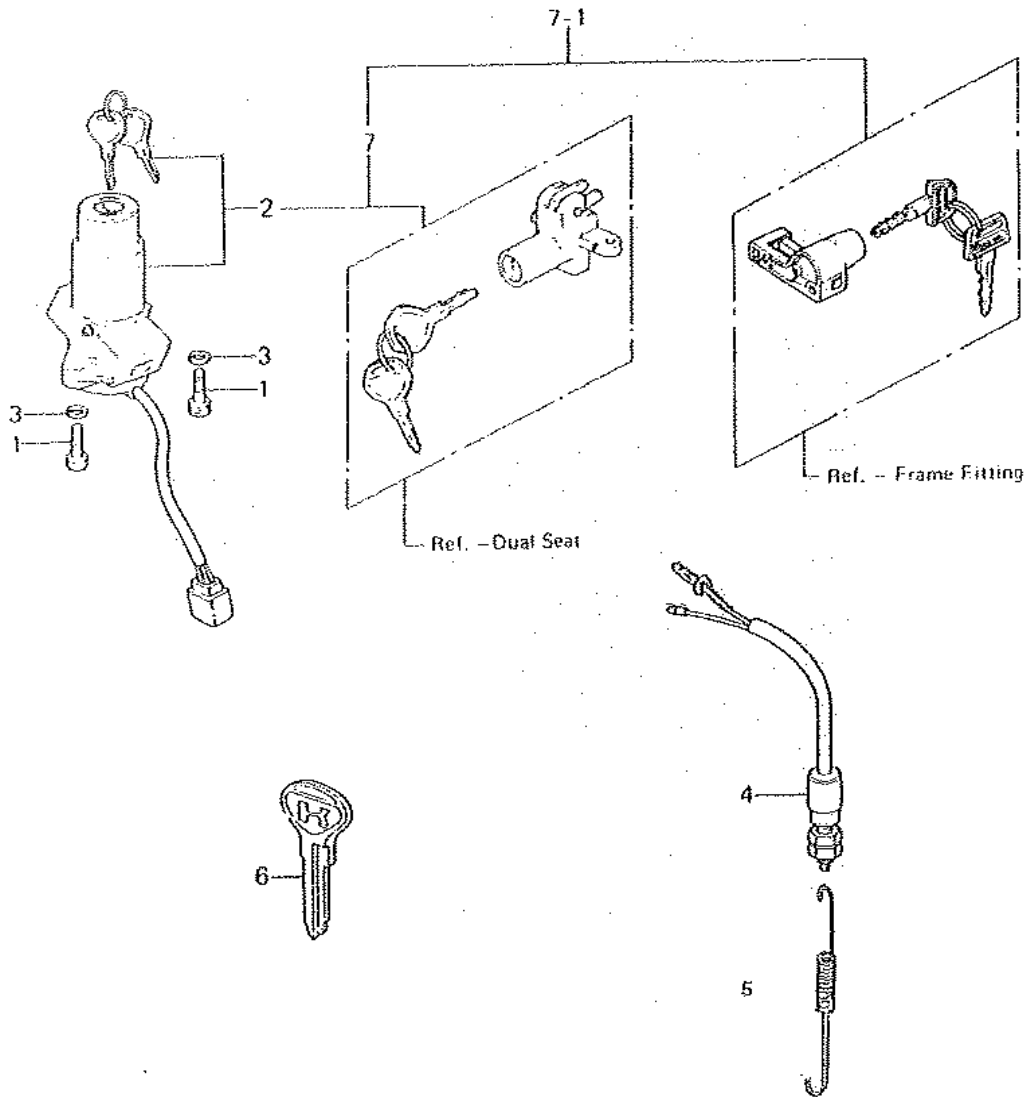


Ref. No.	Part No.	Part Name	Quantity	Remarks
1	23040-1018	LAMP ASSY, front turn signal	2	
2	11009-1052	GASKET, turn signal lamp lens	2	
3	220E0412A	SCREW, pan head, 4 x 12	4	
4	23048-1006	LENS, front turn signal, "045-7280" MARK	2	
5	23058-002	WASHER, plain, 4 m/m, rubber	4	
6	92069-055	BULB, 12V-32CP (23W)	2	
7	23051-1022	BRACKET, front turn signal lamp	2	
8	110N0630	BOLT, hex head, 6 x 30	2	
9	311B0600	NUT, 6 m/m	2	
10	411B0600	WASHER, plain, 6 m/m	4	
11	461F0600	WASHER, spring, 6 m/m	2	
12	23040-1018	LAMP ASSY, rear turn signal	2	
13	11009-1052	GASKET, turn signal lamp lens	2	
14	220E0412A	SCREW, pan head, 4 x 12	4	
15	23048-1006	LENS, rear turn signal, "045-7280" MARK	2	
16	23058-002	WASHER, plain, 4 m/m, rubber	4	
17	92069-055	BULB, 12V-32CP (23W)	2	
18	23051-1014	BRACKET, rear turn signal lamp	2	
19	110N0630	BOLT, hex head, 6 x 30	2	
20	311B0600	NUT, 6 m/m	2	
21	411B0600	WASHER, plain, 6 m/m	4	
22	461F0600	WASHER, spring, 6 m/m	2	
23	315B1000	NUT, 10 m/m	2	
24	92075-128	DAMPER RUBBER	2	
25	315B1000	NUT, 10 m/m	2	
26	461F1000	WASHER, spring, 10 m/m	2	
27	92027-147	COLLAR	2	
28	92075-128	DAMPER RUBBER	2	
29	92075-158	DAMPER RUBBER	2	

# 45. Ignition Switch, Brake Lamp Switch

Rev. No.	Date
----------	------

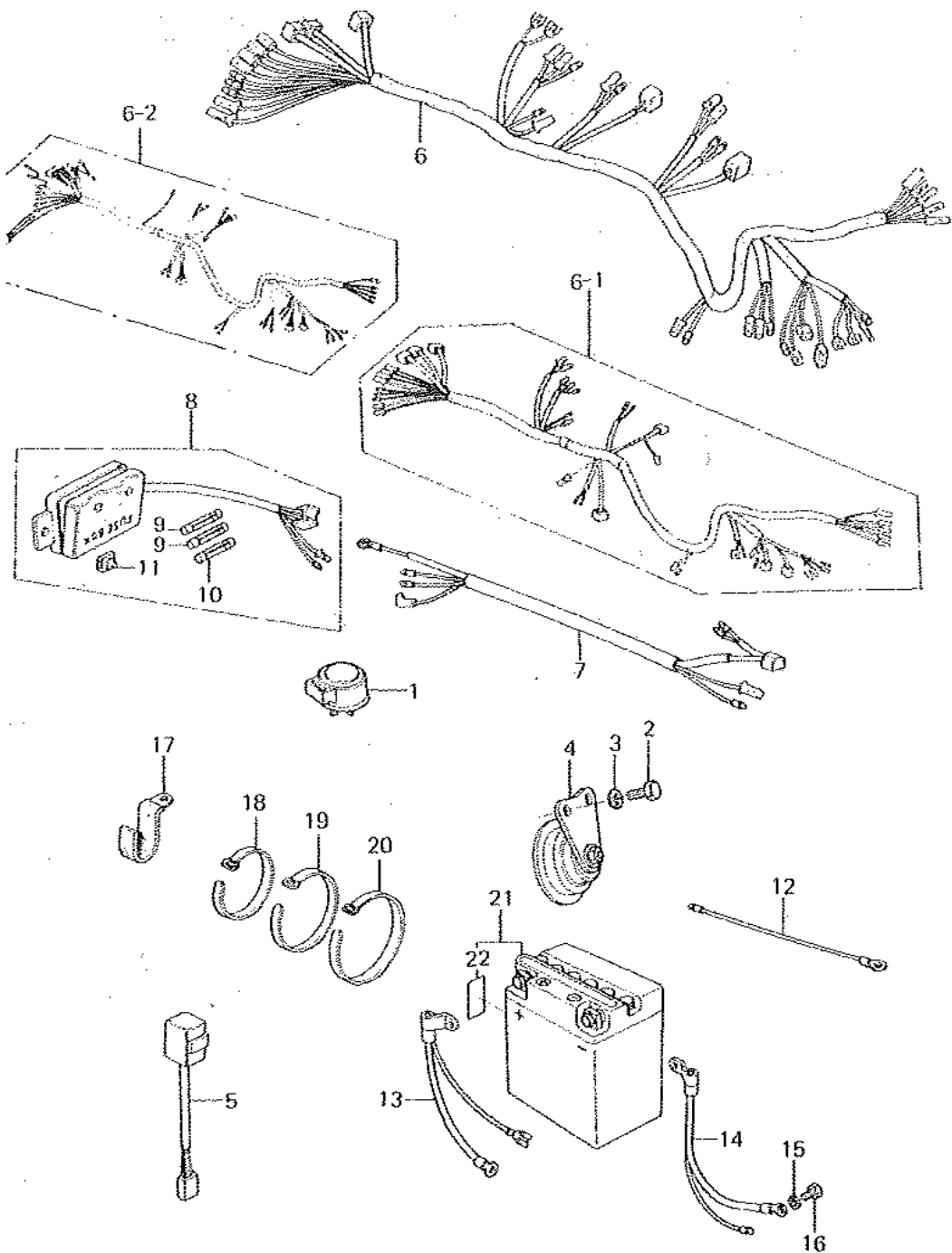
Ref. No.	Part No.	Part Name	Quantity	Remarks
1	120Q0616	BOLT, socket, 6 x 16	2	
2	27005-5014	SWITCH ASSY, ignition, with steering lock	1	
3	461F0600	WASHER, spring, 6 m/m	2	
4	27010-017	SWITCH, brake lamp	1	
5	92081-1146	SPRING, brake lamp switch	1	
6	27008-1015	KEY, blank	(1)	
7	27004-5010	LOCK ASSY, ignition switch & seat lock	(1)	Z400-E1/E2
7-1	27004-5118	LOCK ASSY, ignition switch & seat lock & helmet lock	(1)	Z400-E3~





# 16. Electrical Equipments

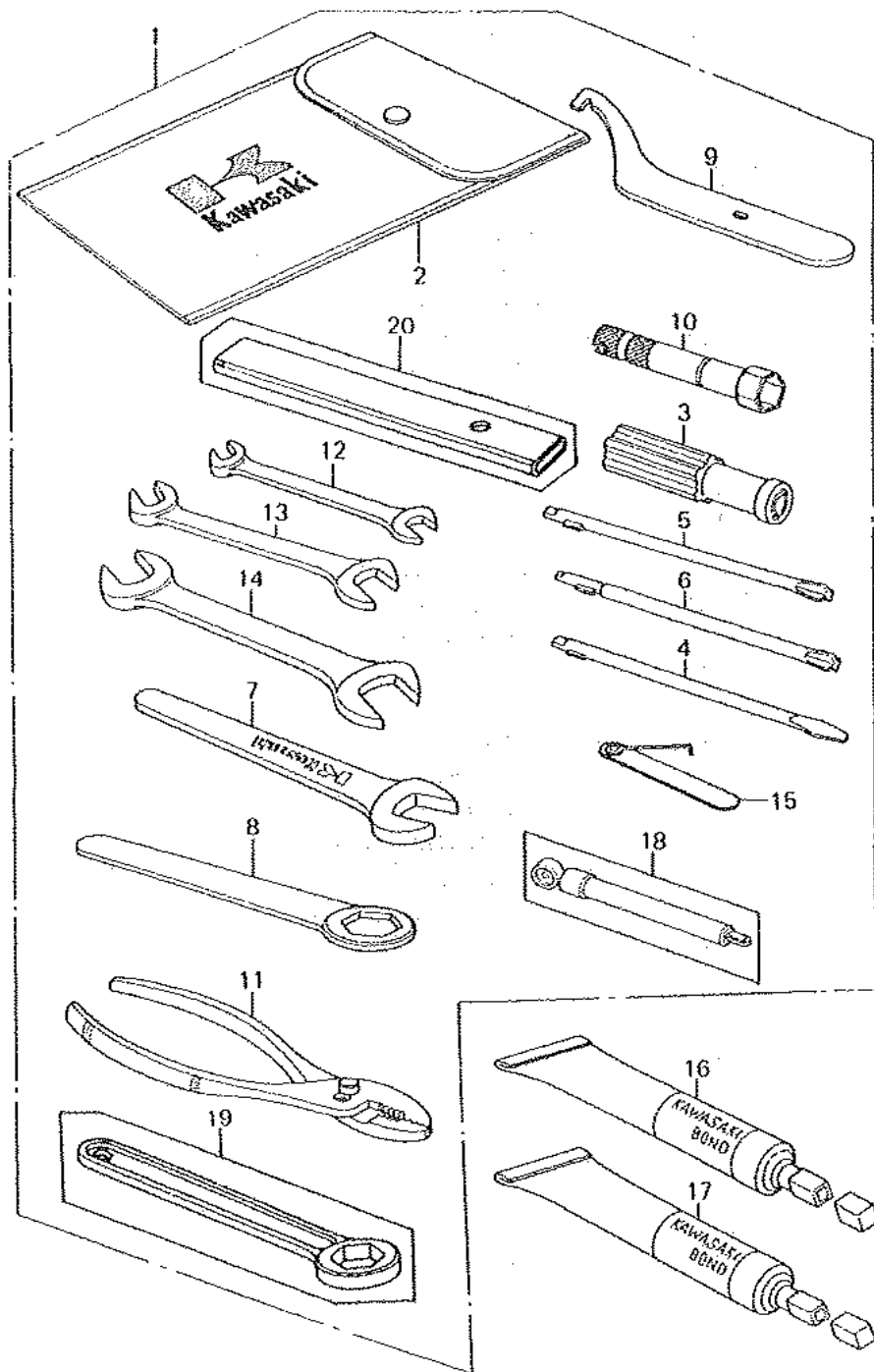
Rev. No.		Date	
----------	--	------	--



Ref. No.	Part No.	Part Name	Quantity	Remarks
1	27002-011	RELAY, turn signal	1	
2	114B0816	BOLT, hex head, 8 x 16	2	
3	461F0800	WASHER, spring, 8 m/m	2	
4	27003-1014	HORN	1	
5	28019-001	SWITCH, brake lamp failure indicator	1	
6	26001-1050	WIRING HARNESS, main,	1	F/No.000101-003489
		WIR EXH USE 26001-1126		
6-1	26001-1126	WIRING HARNESS, main	1	F/No. 003480-
6-2	26001-1232	WIRING HARNESS, main	1	Z400-E3-
7	26001-1051	WIRING HARNESS, sub	1	
8	26004-1002	FUSE ASSY	1	
9	26006-003	FUSE, 10A, L = 25 m/m	3	
10	26006-005	FUSE, 20A, L = 25 m/m	2	
11	92075-279	DAMPER RUBBER	1	
12	26011-095	WIRE, lead, front signal ground	2	
13	26011-1031	WIRE, lead, battery ground, (+)	1	
14	26011-1032	WIRE, lead, battery ground, (-)	1	
15	461F0800	WASHER, spring, 6 m/m	1	
16	92001-137	BOLT, hex head, 6 x 10	1	
17	92037-1089	CLAMP	3	
18	92072-030	BAND, L = 123 m/m	2	
19	92072-031	BAND, L = 149 m/m	2	
20	92072-032	BAND, L = 218 m/m	2	
21	26012-1032	BATTERY, 12V 12AH, FB12A-A	1	
22	56040-1016	LABEL, battery caution	1	

# Tools

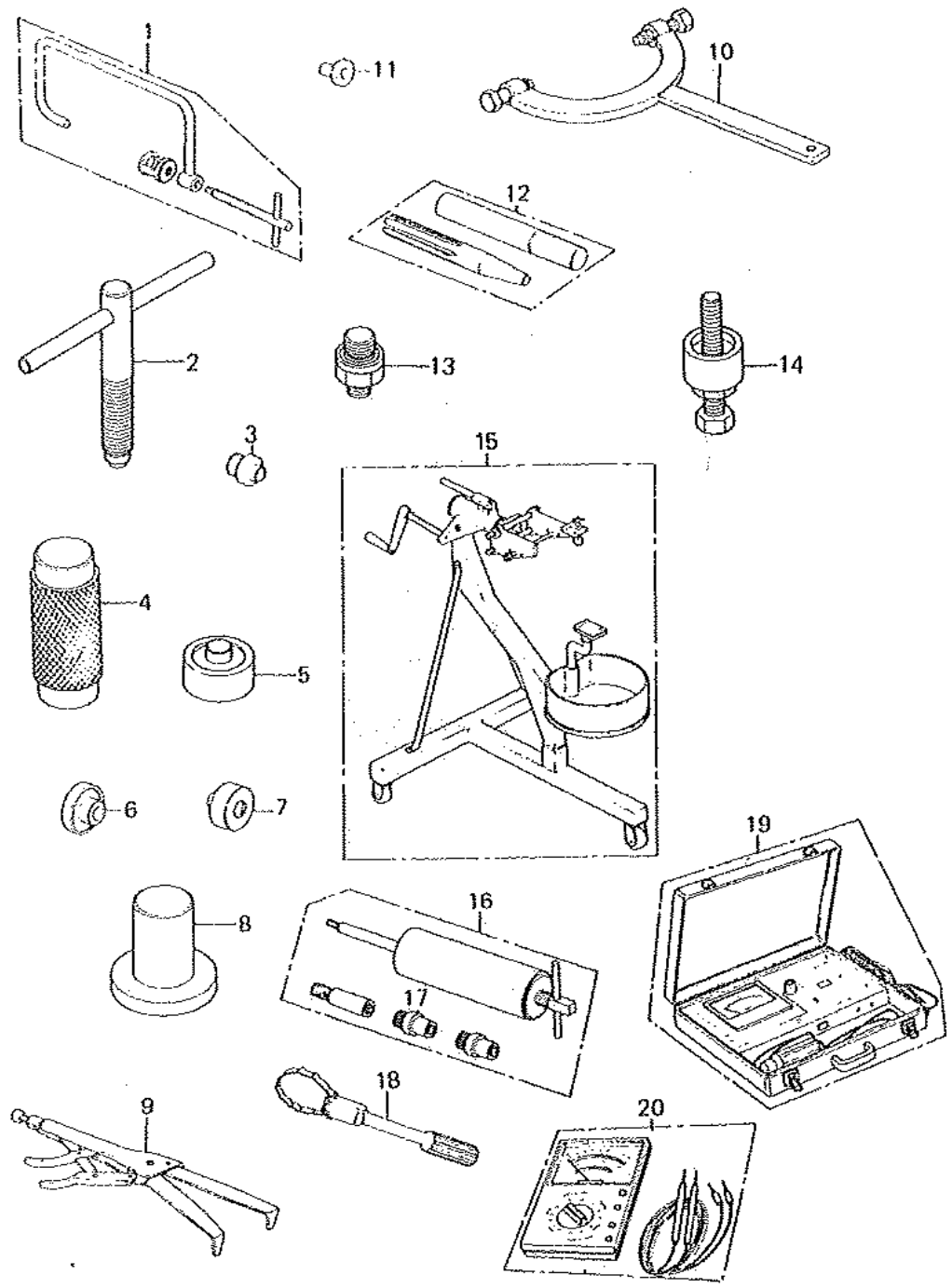
Rev. No.	Date
----------	------



Ref. No.	Part No.	Part Name	Quantity	Remarks
1	56007-1024	TOOL KIT	1	Z400-E1/E2
	56007-1070	TOOL KIT	1	Z400-E3~
2	56008-009	BAG, tool	1	
3	92106-1001	GRIP, screw driver	1	
4	92107-007	SCREW DRIVER, # 2 slot	1	
5	92107-006	SCREW DRIVER, # 2 phillips	1	
6	92107-008	SCREW DRIVER, # 3 phillips	1	
7	92110-1004	WRENCH, open end, 19 m/m	1	
8	92110-1024	WRENCH, box end, 22 m/m	1	
9	92110-1019	WRENCH, hook	1	Use for 56007-1024
10	92110-1018	WRENCH, spark plug	1	
11	92112-003	PLIERS, 125 m/m	1	
12	92126-001	WRENCH, open end, 8 x 10	1	Use for 56007-1024
13	92126-002	WRENCH, open end, 12 x 13	1	
	92110-1038	WRENCH, open end, 10 x 12	1	Use for 56007-1070
14	92126-003	WRENCH, open end, 14 x 17	1	
15	92128-001	GAUGE, thickness, 0.35 m/m	1	Use for 56007-1024
16	92104-002	LIQUID GASKET, 100gr tube	(1)	
17	56019-120	LIQUID GASKET, bond # 10, 100gr tube	(1)	
18	52005-1020	GUAGE, air pressure	1	
19	92109-009	WRENCH, box end, 27 m/m	1	Use for 56007-1070
20	92111-004	BAR, box end wrench	1	

# 3. Special Service Tools "B"

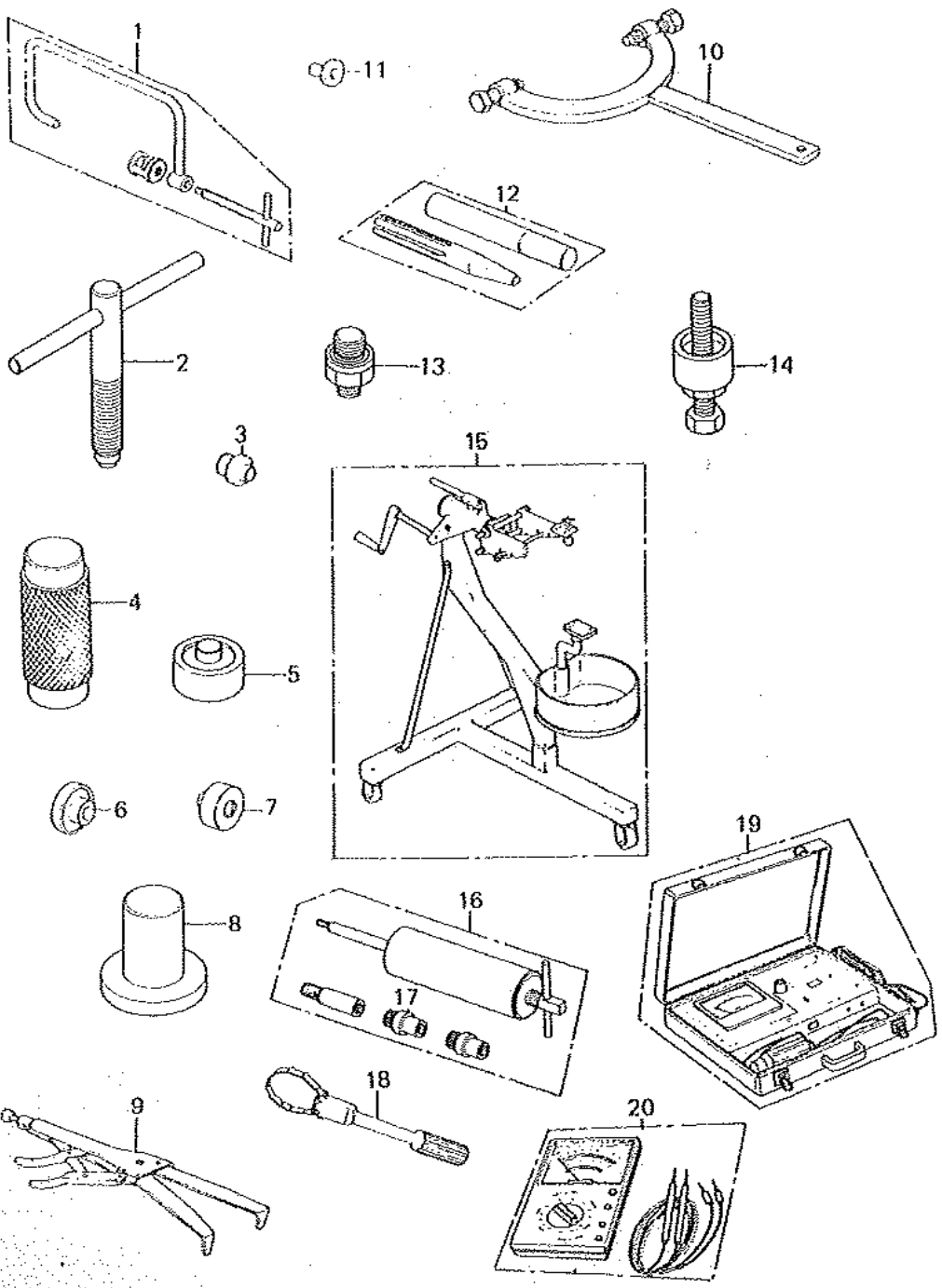
Rev. No. \_\_\_\_\_ Date \_\_\_\_\_



Ref. No.	Part No.	Part Name	Quantity	Remarks
1	57001-241	COMPRESSOR ASSY, valve spring	1	
2	57001-254	PULLER, rotor	1	
3	57001-264	GUIDE, shift shaft oil seal	1	
4	57001-287	DRIVER, shift drum bearing	1	
5	57001-288	DRIVER, wheel bearing (# 6302)	1	
6	57001-289	DRIVER, wheel bearing (# 6205)	1	
7	57001-290	DRIVER, wheel bearing (# 6303)	1	
8	57001-297	DRIVER, secondary shaft bearing	1	
9	57001-305	HOLDER, clutch	1	
10	57001-308	HOLDER, flywheel	1	
11	57001-317	ADAPTER, bearing puller	1	
12	57001-380	DRIVER, transmission circlip	1	
13	57001-403	ADAPTER, oil pressure gauge	1	
14	57001-535	PUSHER, secondary gear	1	
15	57001-900	ENGINE STAND	1	
16	57001-910	PULLER ASSY, piston pin	1	
17	57001-913	ADAPTER "B", piston pin	1	
18	57001-921	COMPRESSOR ASSY, piston ring	2	
19	57001-980	ELECTRO TESTER	1	
20	57001-983	HAND TESTER	1	

# Special Service Tools "B"

Rev. No.	Date
----------	------



Ref. No.	Part No.	Part Name	Quantity	Remarks
1	57001-241	COMPRESSOR ASSY, valve spring	1	
2	57001-254	PULLER, rotor	1	
3	57001-264	GUIDE, shift shaft oil seal	1	
4	57001-287	DRIVER, shift drum bearing	1	
5	57001-288	DRIVER, wheel bearing (# 6302)	1	
6	57001-289	DRIVER, wheel bearing (# 6205)	1	
7	57001-290	DRIVER, wheel bearing (# 6303)	1	
8	57001-297	DRIVER, secondary shaft bearing	1	
9	57001-305	HOLDER, clutch	1	
10	57001-308	HOLDER, flywheel	1	
11	57001-317	ADAPTER, bearing puller	1	
12	57001-380	DRIVER, transmission circlip	1	
13	57001-403	ADAPTER, oil pressure gauge	1	
14	57001-535	PUSHER, secondary gear	1	
15	57001-900	ENGINE STAND	1	
16	57001-910	PULLER ASSY, piston pin	1	
17	57001-913	ADAPTER "B", piston pin	1	
18	57001-921	COMPRESSOR ASSY, piston ring	2	
19	57001-980	ELECTRO TESTER	1	
20	57001-983	HAND TESTER	1	